

# Spending effects of fiscal transfers in a pandemic

by Nils Wehrhöfer, Olga Goldfayn-Frank, and Vivien Lewis

---

Sixth ECB biennial conference on fiscal policy and EMU governance

Discussion by Annika Bacher (BI Norwegian Business School)

December 19, 2023

Studies the spending effects of three child bonus payments in Germany during Covid-19

Studies the spending effects of three child bonus payments in Germany during Covid-19

It combines **daily scanner data** with a special **commissioned survey** to . . .

1. Identify the MPC out of bonus payments by exploiting **random variation in payment dates**
  - depending on the last digit of the child's social security number
2. Find significant spending effects out of first payment (**MPC ca. 12%**), but not last two payments

Studies the spending effects of three child bonus payments in Germany during Covid-19

It combines **daily scanner data** with a special **commissioned survey** to . . .

1. Identify the MPC out of bonus payments by exploiting random variation in payment dates
  - depending on the last digit of the child's social security number
2. Find significant spending effects out of first payment (MPC ca. 12%), but not last two payments

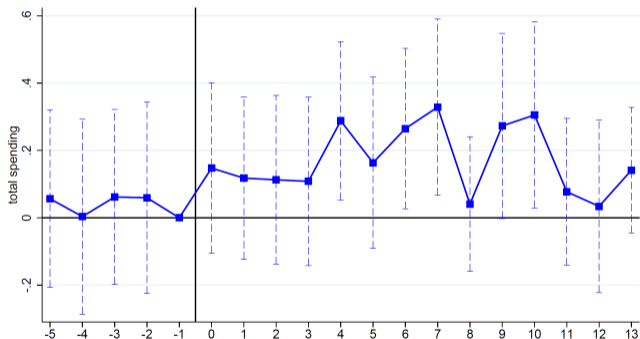
Relate findings to the **macroeconomic and pandemic** situation:

1. Spending effects weaker when **infection rates are higher** (irrespective of gov. restrictions)
2. Payments increased number of shop visits, possibly contributing to the **spread of Covid-19**

# Comments – Baseline Estimates

Paper finds **significant but somewhat imprecise** spending effects of first payment (September 2020):

Figure 2: Daily effects on total spending



Notes: This figure plots point estimates and 95% confidence bands from estimating equation (3) using the event study estimator by [Sun and Abraham \(2021\)](#) with normalized total spending as an outcome.

**Two suggestions that may help to increase precision/ reduce measurement error:**

## Two suggestions that may help to increase precision/ reduce measurement error:

1. Elicit **exact date of payment receipt** more precisely:
  - Paper assumes two-day lag between day payment is made and received on bank account
  - However, SEPA transfers take typically *one business day*

## Two suggestions that may help to increase precision/ reduce measurement error:

1. Elicit **exact date of payment receipt** more precisely:
  - Paper assumes two-day lag between day payment is made and received on bank account
  - However, SEPA transfers take typically *one business day*
  - What happens if you reduce this lag to one day? Do you account for weekends?
  - Could you provide evidence that payments usually arrive on time?



## Two suggestions that may help to increase precision/ reduce measurement error:

1. Elicit exact date of payment receipt more precisely:
2. Control for the **age of children**:
  - Households are eligible for benefit until child is 25 (and still in education or training)
  - If children are old enough: parents may transfer money directly to them

## Two suggestions that may help to increase precision/ reduce measurement error:

1. Elicit exact date of payment receipt more precisely:
2. Control for the **age of children**:
  - Households are eligible for benefit until child is 25 (and still in education or training)
  - If children are old enough: parents may transfer money directly to them
  - Do you observe independent consumption of (older) children?
  - Drop households whose children have moved out/ are old enough to spend own money

## Comments – Null Results for last two Payments

Paper argues spending response to last two payments is weaker because of higher Covid incidence.

# Comments – Null Results for last two Payments

## Could be driven by other factors as well?

1. **Size of transfer:** last two payments were smaller (200 € vs. 100 € vs. 150 €)
  - Rule out channel bc same response across HHs with different number of children
    - If money is primarily spent on children (as intended), one would expect same response?

# Comments – Null Results for last two Payments

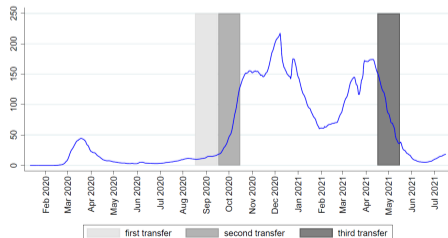
## Could be driven by other factors as well?

1. Size of transfer: last two payments were smaller (200 € vs. 100 € vs. 150 €)
  - Rule out channel bc same response across HHs with different number of children
    - If money is primarily spent on children (as intended), one would expect same response?
2. Heterogeneous responses could be arising from **timing since last transfer?**

# Comments – Null Results for last two Payments

## Could be driven by other factors as well?

1. Size of transfer: last two payments were smaller (200 € vs. 100 € vs. 150 €)
  - Rule out channel bc same response across HHs with different number of children  
→ If money is primarily spent on children (as intended), one would expect same response?
2. Heterogeneous responses could be arising from timing since last transfer?
3. September 2020 response may be arising from “stock piling” of what is to come?



# Comments – Null Results for last two Payments

Further remarks/suggestions regarding proposed “Covid incidence” channel:

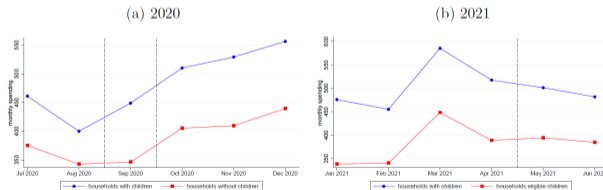
1. Can you compare response of HHs in counties with **same covid incidence across payments?**
  - Controlling for the number of infections, did HH react the same in Sep 20, Oct 20, and May 21?

# Comments – Null Results for last two Payments

## Further remarks/suggestions regarding proposed “Covid incidence” channel:

1. Can you compare response of HHs in counties with **same covid incidence across payments?**
  - Controlling for the number of infections, did HH react the same in Sep 20, Oct 20, and May 21?
2. If weak response is driven by high Covid rates, why did **agg. consumption increase** from Sep-Oct 20?

Figure 1: Monthly spending by households with and without children



Notes: This figure plots average monthly expenditures for German households with and without children eligible for the child bonus from July until December 2020 (Panel a) and January until June 2021 (Panel b). The dotted lines indicate the months in which the child bonus was paid out (September and October 2020, May 2021).



Transfers and their exact payment date were **fully anticipated by households**:

- ▶ Theory would predict no variation in monthly spending patterns depending on exact date of payment
- ▶ Authors test for announcement effect of policy in June 2020:
  - no spending effect of households with children directly after announcement of policy
- ▶ HHs may smooth their spending within a given month → small effect when **exploiting daily variation?**

## Comments – Implications beyond direct spending effects

---

Paper focuses on direct spending effects **up to three months** after payment receipt.

# Comments – Implications beyond direct spending effects

Paper focuses on direct spending effects up to three months after payment receipt.

**It would be interesting to also study more long-term effects:**

1. If households mostly save the money, did they spend it after the pandemic, **contributing to inflation?**
  - Possible to quantify that effect?
2. If Sep 2020 response was stock-piling, triggered just an **intertemporal shift** in consumption?

## Some Minor Comments

1. As first evidence: increase in spending from Aug - Sep 20 only for HHs with children (Fig. 1a)
  - this pattern is most likely driven by start of the school year?
  - to use it as evidence for spending effects: is pattern different one year later/earlier?
2. I would use the specification without public sector employees as baseline
  - for this (non-randomly) selected group, payment occurs on the same day as salary
3. Why do you not report the intercepts (i.e., dummy for treat and post) in the regressions?

- ▶ Very interesting paper with a neat identification strategy!
  - Sophisticated data (collection) effort.
  - Highlights importance of the macroeconomic context when studying MPCs.

- ▶ Very interesting paper with a neat identification strategy!
  - Sophisticated data (collection) effort.
  - Highlights importance of the macroeconomic context when studying MPCs.

My main suggestion(s):

- More robustness on **exact day of payment receipt**
- **Long term effects** of child benefit payments