

# Monetary Policy Implementation in a Negative Rate Environment

Michael Boutros      Jonathan Witmer  
*Duke University*      *Bank of Canada*

June 16, 2017

## **Abstract**

Monetary policy implementation could, in theory, be constrained by deeply negative rates since overnight market participants may have an incentive to invest in cash rather than lend to other participants. To understand the functioning of overnight markets in such an environment, we add the option to exchange central bank reserves for cash to the standard workhorse model of monetary policy implementation (Poole, 1968). Importantly, we show that monetary policy is not constrained when just the deposit rate is below the yield on cash. However, it could be constrained when the target overnight rate is below the yield on cash. At this point, the overnight rate equals the yield on cash instead of the target rate. Modifications to the implementation framework, such as a tiered remuneration of central bank deposits contingent on cash withdrawals, can work to restore the implementation of monetary policy such that the overnight rate equals the target rate.

# 1 Introduction

Central banks have significantly altered their monetary policy implementation frameworks in the aftermath of the financial crisis. First, quantitative easing resulted in an increase in central bank reserves, which significantly changed trading incentives and behavior in the market for overnight reserves. In 2008, the Federal Reserve introduced interest on reserves as a way to maintain influence over the overnight rate because of a significant increase in reserves (Klee et al. (2016)). More recently, several central banks including the European Central Bank (ECB), the Swiss National Bank (SNB) and the Bank of Japan (BoJ) have adopted negative policy rates.

Central banks implement monetary policy differently, and it is not apparent how differences in monetary policy implementation frameworks matter in a negative rate environment. Most central banks operate by setting a target for the overnight interest rate, along with rates on standing facilities through which participants can borrow from or deposit with the central bank (Borio, 1997). Some central banks, like the Bank of Canada, operate a corridor system whereby the target rate is in the middle of a corridor bounded by the (higher) borrowing rate and the (lower) deposit rate (Bank of Canada, 2015). Others operate a floor system – so named because the target rate is equal to the deposit rate at the bottom of the interest rate corridor. Some central banks have even adapted their frameworks as they lowered their policy rates into negative territory. The Swiss National Bank, for instance, has transitioned to a tiered system for the remuneration of deposits with the Swiss National Bank (Swiss National Bank, 2014). An amount of deposits with the Swiss National Bank is exempt from the negative deposit rate and is compensated at a rate of zero. Any deposits above this amount are compensated at a negative rate, meaning banks pay the Swiss National Bank for these deposits. How were these changes important for the implementation of monetary policy in a negative rate environment?

Monetary policy implementation is concerned with how short-term (usually

overnight) interest rates are determined and is the starting point of the monetary policy transmission mechanism. Understanding the impact of negative rates on monetary policy implementation is of practical importance since negative interest rates are becoming more common. Over USD 13 trillion of sovereign bonds has now traded at negative rates (Whittall and Goldfarb, 2016). And sovereign bond yields in some countries are negative beyond ten years of maturity, suggesting that negative rates are not expected to be a passing phenomenon.

Currently, central banks with negative rates have a wide range of deposit rates, ranging from -5 bps to -125 bps (Table 1). This could reflect differences in the effective lower bound (ELB) in these countries, which could be related to differences in monetary policy implementation frameworks. It also could reflect the fact that some central banks have not yet hit their ELB, given that yields on cash may be more negative than current overnight rates. This may still be above the negative yield on cash after incorporating the costs of holding and using cash: estimates of the costs of storing and using cash could range from 25 bps (Witmer and Yang, 2016) up to 200 bps (Viñals et al., 2016). Nonetheless, it is not clear a priori which policy rate – the target rate, the lending rate, or the deposit rate – must remain above the ELB.

Table 1: Negative Central Bank Rates as of November 2016 (bps)

Country	Negative Rates Introduced	Lending Rate	Deposit Rate
Danmarks Nationalbank	July 2012*	5	-65
European Central Bank	June 2014	25	-40
Swiss National Bank	Dec. 2014	50	-75
Swedish Riksbank	Feb. 2015	25	-125
Bank of Japan	Jan. 2016	10	-10
Hungarian National Bank	March 2016	115	-5

\*The Nationalbank temporarily raised rates into non-negative territory between April and September 2014.

Our paper introduces the ELB to the academic literature on monetary policy implementation by including the option to exchange central bank reserves for cash in a model of monetary policy implementation (e.g., Poole (1968); Bech

and Keister (2013)). The opportunity to invest in cash implies an effective lower bound or constraint on overnight interest rates (e.g., Witmer and Yang (2016)), and thus presents a potential obstacle to the implementation of monetary policy. To the best of our knowledge, no other model has considered how the zero lower bound and negative interest rates can impact monetary policy implementation.

Our model contributes several new insights to this literature. First, it is the central bank target rate that must be above the ELB, not the central bank deposit rate. Intuition would suggest that the deposit rate must be above the ELB (i.e., the yield on the outside cash option), since participants would prefer investing in cash over depositing at the central bank. However, they do not have the ability to exchange cash for reserves at the end of the day after the uncertain payment shock. The marginal cost of borrowing an extra dollar in the overnight market – the overnight rate – is equal to the respective probabilities of accessing the two central bank standing facilities at the end of the day multiplied by their respective rates (Bindseil, 2001), with these probabilities determined by the uncertainty inherent in the payment shock and the participant’s position just prior to the shock. Thus, the yield on cash does not impact the overnight rate as long as the target for the overnight rate is above the ELB. Put another way, a participant with excess funds during the day would be better off lending to participants at the target rate, rather than deposit in cash earning the cash yield, as long as the target rate is above the return on cash. Similarly, participants short of funds would not want to become even more short by investing in cash since they would have to borrow even more from other participants at the higher target rate.

Second, if the yield on cash is above the overnight target rate but below the central bank lending rate, the overnight interest rate will equal the yield on cash.<sup>1</sup> Intuitively, participants would prefer to withdraw and invest in higher-

---

<sup>1</sup>When the yield on cash is above the central bank lending rate, participants would want to borrow from the central bank and invest in cash, and there is no overnight market. Participants would not want to lend their funds below a rate they receive on investing in cash, and participants would not want to borrow funds above the rate they could attain when borrowing from the central bank.

yielding cash rather than lend to other participants at the target rate. Their cash withdrawals will lower the overall amount of reserves in the system. In equilibrium, the amount of reserves will adjust until the overnight rate is equal to the return on cash.

Third, our model is the first to examine monetary policy implementation with a tiered deposit rate that allows the tier thresholds to adjust depending on the cash withdrawals of each participant. The Whitesell (2006) model shows the conditions under which static tiered rates can be used to steer the overnight rate towards the target overnight rate in a positive rate environment.<sup>2</sup> Our model shows how to extend this model to a negative interest rate environment by adding the option to exchange reserves for cash. As well, we also allow the tiered thresholds to vary with cash withdrawals, and demonstrate why this feature is important for divorcing the overnight rate from the yield on cash. The Bank of Japan and the European Central Bank, for example, have implemented a tiered remuneration of central bank deposits. Our model shows that it is not the tiered remuneration in and of itself that changes incentives to withdraw from the central bank; rather, it is the fact that this tiered remuneration is a function of cash withdrawals that can disincentivize these withdrawals such that the overnight rate once again equals the target rate.

Finally, we develop a model with reserve requirements that are a function of cash withdrawals. This has not been considered in the literature and has not been implemented by any central bank in the negative rate environment. Within our model framework, we show that a varying reserve requirement is more powerful than a varying tiered remuneration in disincentivizing cash withdrawals. This stronger disincentive occurs because, with some probability, banks may not be fully utilizing their exemption threshold in a tiered remuneration framework, so a change in this exemption threshold has a less powerful effect on their

---

<sup>2</sup>Different methods have been proposed and utilized for determining the size of the threshold. Whitesell (2006) suggests that the central bank could set the price of the threshold amount and sell this threshold amount for a fee (e.g., 5 bps of the total size of the quota). Holthausen et al. (2008) propose that the central bank could set the quantity of the threshold, and either determine these limits in the same way as they currently determine reserve requirements, or auction the limits to participants.

incentives. Thus, according to our model, a varying reserve requirement will better help a central bank maintain its influence over the overnight rate when rates are potentially constrained by the lower bound.

Our paper is related to the literature that examines the impact of frictions on monetary policy implementation since the ELB is a friction that can impact the ability of a central bank to influence the overnight interest rate towards its policy rate. Several papers consider how regulation, and in particular the liquidity regulation of banks, will affect monetary policy implementation and the functioning of money markets (Bech and Keister (2013), Banerjee and Mio (2014), Bonner and Eijffinger (2012), Rezende et al. (2016)). Others examine the effect of search frictions, which can generate predictions about volumes and volatility of overnight rates (Bech and Monnet, Afonso and Lagos (2015), Armenter and Lester (2015)). Another related set of papers also considers how segmentation in the overnight market and differential access to central bank facilities can have an impact on monetary policy implementation (Williamson (2015), Bech and Klee (2011), Armenter and Lester (2015), Martin et al. (2013)). Several of these papers show how the introduction of new tools, such as the Federal Reserve's overnight reverse repurchase facility (ORRP) and term deposit facility (TDF) can work to attenuate the effects due to segmentation. Similarly, we show how alterations to the monetary policy implementation framework can attenuate the impact of the ELB on overnight interest rates.

Since we are examining the ELB, our paper also complements the strand of the literature that analyzes the effect of unconventional tools such as quantitative easing and the resulting large central bank balance sheets and excess reserves on the determination of the overnight interest rate. Kashyap and Stein (2012), for instance, point out that when the central bank has large excess reserves it essentially has two tools: the interest it pays on reserves, as well as the quantity of those reserves. They suggest that the central bank then has the capability of pursuing two objectives: an inflation objective, and an objective to reduce the externalities created by excessive short-term debt issuance

by financial intermediaries. Some recent papers discuss how these tools can be used in the exit from unconventional monetary policy (Bech and Klee (2011), Armenter and Lester (2015), Ihrig et al. (2015)). The ELB may limit the ability of the central bank to adjust one of these tools (the interest on reserves), and our model examines how adjustments to implementation frameworks may work to restore this ability.

Given this, it also relates to recent papers that suggest how the ELB could be lowered or removed. If the central bank restricts conversions of reserves to cash or increases the aggregate stock of paper currency according to a pre-defined rule, a market-determined deposit price of paper currency may develop even if the central bank is still exchanging reserves for cash at par (Goodfriend, 2016). Goodfriend argues that this could, in theory, help to overcome the lower bound on interest rates. However, it may also require changes such that contracts are enforced to be paid in deposits rather than paper currency (Agarwal and Kimball, 2015). Similarly, the central bank could charge a time-varying paper currency deposit fee to eliminate the incentive to withdraw cash to avoid negative interest rates (Agarwal and Kimball, 2015). In our model, an adjustable system of tiered remuneration can also reduce this incentive to withdraw cash. It shows how such an adjustable tiered remuneration could be used to reduce the friction associated with the lower bound, at least to a certain degree.

In the next section, we provide the details of our basic model before examining equilibrium impacts in section 3. Section 4 provides a numerical example to illustrate how the model would work in practice. We consider modifications to our basic model in section 5. In particular, we focus on how a tiered remuneration of central bank reserves (such as is implemented by the Bank of Japan) can work to mitigate the impact of the ELB on the overnight market. We conclude with a short discussion in section 6.

## 2 The Model

We employ a static model similar to the one in Bech and Keister (2013). Perfectly competitive banks are profit maximizers that must respect a reserve requirement determined by the central bank, which could in fact be zero.

A bank begins the day by observing its own holdings of liabilities and assets, including the amount of reserves it holds and its reserve requirement. Next, the bank can increase (decrease) reserves by borrowing (lending) on the interbank market or can decrease reserves by converting them to cash. The bank faces uncertainty with regards to the optimal amount of interbank borrowing and lending because after the interbank market closes, the bank uses its reserves to continue allowing deposits and withdrawals from customers.

At the end of the day, the bank determines if the new level of reserves meets the reserve requirement set by the central bank. If its reserves are lower than its reserve requirement at the end of the day, the bank borrows directly from the central bank at a rate of  $r_X$ . Likewise, any reserves in excess of the requirement are deposited with the central bank at the end of the day at a return on excess reserves rate  $r_R$ . Poole (1968) shows (under reasonable assumptions) that borrowing from the central bank is essentially always more expensive than borrowing on the interbank market.

The model's timing is similar to other models of monetary policy implementation, with the exception that it includes an opportunity to exchange reserves for cash during the day. Our results depend on the timing of the reserve-cash conversion. For example, if commercial banks could exchange reserves for cash after their deposit shocks are realized, the equilibrium interbank rate would be very different. In essence, if the return on cash was greater than the central bank deposit rate, commercial banks would not use the deposit facility and would instead earn the return on cash. The equilibrium rate would then be determined by the return on cash and the central bank borrowing rate, the same way it is determined by the central bank deposit rate and borrowing rate in the standard



model of monetary policy implementation.

**Assumption 1.** *The cost of borrowing from the central bank is always strictly larger than the return on excess reserves:  $r_X > r_R$ .*

If this were not the case, then commercial banks could exploit an arbitrage opportunity by borrowing from the central bank at  $r_X$  and earning  $r_R$  on the borrowed funds by storing them as excess reserves.

**Assumption 2.** *The return on cash is strictly nonpositive:  $r_C \leq 0$ .*

This assumption is not critical for the model's results. It is made to analyze the effects of negative interest rates on monetary policy implementation. If the nominal return on cash was positive, monetary policy implementation may be impacted when rates are positive. There is nothing inherently special about negative rates. Instead, the underlying issue is that cash, which is generally believed to have a zero nominal return, now yields a higher return than reserves. Cash is substitutable for reserves because they both share the qualities of zero default risk and easy access. For the most part, people believe the nominal return on cash to be exactly zero, but in reality the return on cash is slightly negative because of the costs of storing and insuring cash holdings. Recent work has estimated the return on cash to be somewhere around  $-0.5\%$  (Witmer and Yang, 2016).

For our purposes, the exact levels of the two central bank rates and the return on cash are irrelevant, as what matters is the relationship between them. Both for simplicity and to keep the discussion relevant, we focus on the realistic scenario where the return on cash is zero or slightly negative.

## 2.1 Banks

A continuum of banks indexed by  $i \in [0, 1]$  are identical and take market rates as given. Their aim is to maximize expected profits. Each day is divided into five stages, as in Figure 1: start of day, interbank borrowing and reserve-cash conversion, realization of deposit shock, central bank borrowing, and end of day.

Figure 1: Model Timing

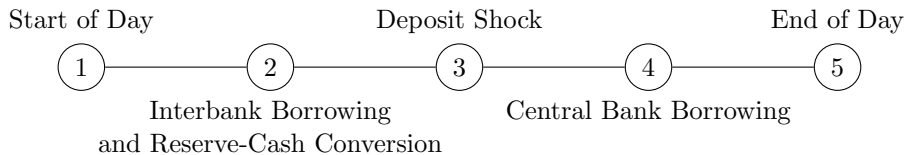


Table 2 shows bank  $i$ 's balance sheet at each stage of the day, beginning with its balance sheet at the start of the day.

In the next stage, the bank makes two important decisions. Firstly, it participates in the interbank market, and can either become a net borrower from ( $\Delta > 0$ ) or net lender ( $\Delta < 0$ ) to other banks. Anticipating the uncertain deposit shock in the next period, the bank wishes to manage its reserves such that it minimizes its costs of accessing the central bank borrowing and deposit facilities in the final period. Secondly, the bank can choose to convert its existing reserves,  $R^i$ , into cash,  $C^i$ , via transfers  $T^i$ . These two new balance sheet items are reflected in the second panel of Table 2. For ease of exposition we assume that start of day cash balances,  $C^i$ , are equal to zero. Since profits are linear in cash, this assumption has no effect on commercial banks' level of optimal cash reserves.

When the return on reserves is higher than the nominal return on cash, as has been the case for most of history, banks will always choose  $T^i = 0$ . However, when the return on reserves is sufficiently negative, it may be optimal to convert reserves to cash. To make up for the lost reserves, the bank can borrow additional funds on the interbank market or directly from the central bank. The goal of this paper is to study the effect on the interbank market of banks strategically converting reserves to cash.

In the next stage of the day, the bank is subjected to a deposit shock  $\epsilon^i$  that is an independent and identically distributed (i.i.d.) random variable symmetric around zero with CDF  $G$ , where  $\epsilon^i > 0$  represents a net withdrawal. The bank draws on its reserves to accommodate a positive deposit shock.

Table 2: Commercial Bank  $i$ 's Balance Sheet

Assets	Liabilities
Stage 1: Start of Day	
$B^i$ Bonds	$D^i$ Deposits
$C^i$ Cash	$E^i$ Equity
$R^i$ Reserves	
Stage 2: Interbank Borrowing and Reserve-Cash Conversion	
$B^i$ Bonds	$D^i$ Deposits
$C^i + T^i$ Cash	$E^i$ Equity
$R^i + \Delta^i - T^i$ Reserves	$\Delta^i$ Interbank Borrowing
Stage 3: Deposit Shock	
$B^i$ Bonds	$D^i - \epsilon^i$ Deposits
$C^i + T^i$ Cash	$E^i$ Equity
$R^i + \Delta^i - T^i - \epsilon^i$ Reserves	$\Delta^i$ Interbank Borrowing
Stage 4 and 5: Central Bank Borrowing (End of Day)	
$B^i$ Bonds	$D^i - \epsilon^i$ Deposits
$C^i + T^i$ Cash	$E^i$ Equity
$R^i + \Delta^i - T^i - \epsilon^i + X^i$ Reserves	$\Delta^i$ Interbank Borrowing $X^i$ Central Bank Borrowing

Notes: This table itemizes commercial bank  $i$ 's balance sheet at each stage of the day. Stages four (Central Bank Borrowing) and five (End of Day) are combined. In stage five, bank profits are realized.

Upon realization of  $\epsilon$ , the bank may now hold less reserves than required. If this is the case, in stage five the bank is forced to borrow from the central bank to meet the reserve requirement. We impose the restriction that  $X_i \geq 0$  so that the commercial bank cannot lend to the central bank at the central bank lending rate. In the final stage of the day, the bank's profits are realized.

Since most items appear identically on both sides of the balance sheet, each bank's balance sheet identity reduces to a simple expression:

$$B^i + C^i + R^i = D^i + E^i \quad (1)$$

## 2.2 Reserve Requirement

Each bank's total end-of-day reserves must meet the bank's individual reserve requirement,  $K^i$ :

$$R^i + X^i + \Delta^i - T^i - \epsilon^i \geq K^i \quad (2)$$

$K^i$  may be set to some constant for all banks, such as zero, constituting an economy-wide reserve requirement. Alternatively, we leave open the possibility that the central bank sets bank-specific conditional reserve requirements. Later, we will show that bank-specific conditional reserve requirements can be used to deter banks from converting reserves to cash in a negative rate environment.

Central bank borrowing  $X^i$  must be non-negative and is only utilized if necessary; that is, if total reserves after the deposit shock are less than the reserve requirement. Thus:

$$X^i = \max\{0, K^i - (R^i + \Delta^i - T^i - \epsilon^i)\} \quad (3)$$

Rearranging around the deposit shock, we can determine that central bank borrowing only occurs if:

$$\epsilon^i \geq R^i + \Delta^i - T^i - K^i \equiv \epsilon_K^i \quad (4)$$

where  $\epsilon_K^i$  is excess reserves for bank  $i$  after the interbank market closes (and before central bank borrowing occurs). This equation formalizes the intuition developed earlier: if the deposit shock is greater than the bank's excess reserves following the interbank trading period, the bank will be forced to borrow from the central bank at the end of the day. We can now more succinctly present central bank borrowing as:

$$X^i = \max\{0, \epsilon^i - \epsilon_K^i\} \quad (5)$$

### 2.3 Bank Profits

Equation 6 illustrates bank  $i$ 's profit as a function of the items on its balance sheet.

$$\begin{aligned}
\pi^i &= r_C(C^i + T^i) && r_c \text{ return on cash} \\
&- r_\Delta \Delta^i && r_\Delta \text{ cost of interbank borrowing} \\
&+ r_K K^i && r_K \text{ return on required reserves} \\
&- r_X X^i && r_X \text{ cost of central bank borrowing} \quad (6) \\
&+ r_R ER^i && r_R \text{ return on excess reserves} \\
&+ r_B B^i && r_B \text{ return on bonds} \\
&- r_D (D^i - \epsilon^i) && r_D \text{ cost of deposits}
\end{aligned}$$

where  $ER^i = (R^i + X^i + \Delta^i - T^i - \epsilon^i) - K^i$  and  $ER^i \geq 0$  because of central bank borrowing.

Banks maximize expected profit and so must choose the amount of reserves to convert to cash,  $T^i$ , and the level of interbank borrowing,  $\Delta^i$ , before the deposit shock  $\epsilon^i$ , is realized. In expectation, bank profits are:

$$E[\pi^i] = r_B B^i - r_D D^i + r_K K^i - r_\Delta \Delta^i \quad (7a)$$

$$+ r_C (C^i + T^i) \quad (7b)$$

$$+ r_R \epsilon_K^i + (r_R - r_X) \int_{\epsilon_K^i}^{\infty} (\epsilon^i - \epsilon_K^i) dG(\epsilon^i) \quad (7c)$$

Increasing cash holdings via  $T^i$  affects profits directly and indirectly. In (7b), increasing cash holdings directly increases payments of  $r_C$ . Under the assumption that  $r_C < 0$ , a *ceteris paribus* increase in cash decreases profit. However, since cash is only created by converting from reserves, there may be a net increase in profit if decreasing reserves yields a positive profit; this intuition will be formalized later when equilibrium dynamics are discussed. This is the main dynamic we wish to study in this paper.

The indirect effect of cash transfers manifests itself in (7c) twice. Firstly, increasing cash decreases excess reserves and their associated returns before central bank borrowing ( $\epsilon_K^i$ ). Secondly, decreasing excess reserves lowers the threshold that triggers requiring a central bank loan; for a given deposit shock  $\epsilon_i$ , increasing cash increases the likelihood that borrowing from the central bank at rate  $r_X$  will be required. At the same time, funds borrowed from the central bank are used as reserves and count towards the “excess reserves” level which earns  $r_R$ .

When the return on reserves is greater than the return on cash, increasing cash by reducing excess reserves lowers profits, and  $T^i = 0$  is clearly the optimal choice. When the return on reserves is less than the return on cash, however, it may be optimal to convert some reserves to cash, but this has the additional consequences discussed above.

The final term in (7c) is always negative because even though the deposit shock is zero in expectation, a positive shock (i.e.,  $\epsilon^i > \epsilon_K^i$ , net withdrawal) incurs a cost because banks must borrow from the central bank at rate  $r_X$ , while they cannot profit from a negative shock (i.e., net deposit) by lending to the central bank at the same rate (since  $X_i \geq 0$ ).<sup>3</sup>

Using interbank loans to hedge against central bank borrowing caused by a positive deposit shock is the main equilibrium determinant of  $r_\Delta$ . Thus, there is a clear relationship between the interbank rate and both the cost of central bank borrowing,  $r_X$ , and the opportunity cost (to the lender) of an interbank loan,  $r_R$ .

Since a given deposit shock is more likely to induce central bank borrowing for a lower level of reserves, and since more cash conversions implies lower reserves, then, in an environment where non-zero reserve-to-cash conversions are optimal, the level of cash conversions will also have a bearing on equilibrium determination of the interbank rate.

---

<sup>3</sup>To see this more clearly, one can remove the restriction that  $X_i \geq 0$  and find that  $r_\Delta = r_X$ , implying that banks borrow on the interbank market until the rate is exactly equal to borrowing directly from the central bank.

### 3 Equilibrium

In this section, we formalize the intuition described above into an equilibrium definition, and examine different outcomes under different monetary policy regimes and central bank rates.

**Definition.** *An equilibrium is a set of individual bank choices  $(\Delta^i, T^i, X^i)$  and interest rate  $r_\Delta$  such that:*

(i) *Banks maximize expected profit, (7), subject to their balance sheet constraint, (1), and  $T^i \geq 0$ .*

(ii) *The interbank market is closed, that is,  $\Delta = \int_i \Delta_i di = 0$ .*

#### 3.1 Banks' Maximization Problem

Banks choose  $T^i$  and  $\Delta^i$  to maximize the following Lagrangian:

$$\mathcal{L}^i = E[\pi^i] + \lambda^i T^i \quad (8)$$

Because the cash transfer constraint may or may not bind in equilibrium (depending on the exogenous rates set by the central bank), we examine the full set of Kuhn-Tucker conditions:

$$r_C - r_R - (r_X - r_R)(1 - G(\epsilon_K^i)) + \lambda^i = 0 \quad (9)$$

$$-r_\Delta + r_R + (r_X - r_R)(1 - G(\epsilon_K^i)) = 0 \quad (10)$$

$$\lambda^i T^i = 0 \quad (11)$$

$$\lambda^i \geq 0, T^i \geq 0 \quad (12)$$

#### 3.2 Aggregation

Equations (9) and (10) show that in equilibrium, all banks choose  $T^i$  and  $\Delta^i$  to yield the same  $\epsilon_K^i$  and  $\lambda^i$ . Thus, regardless of a bank's initial reserves or (potentially bank-specific) reserve requirement, its trading on the interbank market

and decision to convert reserves yield the same threshold value after which central bank borrowing must occur. We now refer to this economy-wide threshold as  $\epsilon_K$ . Therefore, optimal trading for a given bank is:

$$\Delta^i = \epsilon_K - R^i + T^i + K^i \quad (13)$$

Integrating to get to aggregates:

$$\Delta = \epsilon_K - \int_i (R^i - T^i - K^i) di \quad (14)$$

$$= \epsilon_K - R + T + K \quad (15)$$

where  $R$ ,  $T$ , and  $K$  represent the economy-wide aggregates of initial reserves, cash transfers, and reserve requirements, respectively. Given the equilibrium market-clearing condition that the interbank market is closed, we have that:

$$\epsilon_K = R - T - K \quad (16)$$

### 3.3 Equilibrium Interest Rates

Combining equation (16) with the first-order optimization equations (9) and (10) shows that in equilibrium, interest rates are determined based on the aggregate balance sheet statistics, and no one individual bank's choices.

$$r_C = r_R + (r_X - r_R)(1 - G(\epsilon_K)) - \lambda \quad (17)$$

$$r_\Delta = r_R + (r_X - r_R)(1 - G(\epsilon_K)) \quad (18)$$

$$\lambda T = 0 \quad (19)$$

$$\lambda \geq 0, T \geq 0 \quad (20)$$

Solving the system of equations laid out in (17) – (20) yields two distinct cases, laid out in the following propositions. First, however, it will be useful



to compare equilibrium interbank rates in our model with the equilibrium that would arise if converting reserves to cash was forbidden. Poole (1968) showed that the equilibrium interbank rate will fall between the cost of borrowing from the central bank,  $r_X$ , and the return on excess reserves,  $r_R$ , depending on the level of aggregate reserves in the economy. We call this the Poole interest rate:

$$r_{Poole} \equiv r_R + (r_X - r_R)(1 - G(R - K)) \quad (21)$$

In a so-called corridor system where there are zero excess reserves (i.e.,  $R = K$ ), the Poole rate is the midpoint between the cost of central bank borrowing and the return on excess reserves:  $r_{Poole} = \frac{r_X + r_R}{2}$ . As excess reserves increase (i.e.,  $R - K$  gets larger), it is less likely that the deposit shock will be large enough to necessitate central bank borrowing, driving down the interbank rate. When these excess reserves get sufficiently large such that  $G(R - K)$  approximates 1, the interbank rate equals the return on excess reserves. This is often labeled a floor. In summary, depending on the level of excess reserves, the Poole interest rate will fall somewhere between the return on excess reserves and the cost of borrowing from the central bank.

Proposition 1 summarizes the model's prediction of interbank rates in "regular times," that is, when the Poole interest rate is above the return on cash.

**Proposition 1.** *When the return on cash is less than or equal to the Poole interest rate, then:*

1. *The optimal amount of cash conversions is zero.*
2. *The equilibrium interbank rate is the Poole rate:  $r_\Delta = r_R + (r_X - r_R)(1 - G(R - K)) = r_{Poole}$ .*

*Proof.* When the return on cash ( $r_C$ ) is less than the interbank rate ( $r_\Delta$ ), from equations (17) and (18) we have that  $\lambda > 0$ . Then, from equation (19), this implies that  $T = 0$ , proving the first part of the proposition. When  $T = 0$ ,  $\epsilon_K = R - K$  and substituting this into equation (18) yields

$r_{\Delta} = r_{Poole}$ . Similarly, according to the first-order conditions, the return on cash can only equal the Poole rate when  $\lambda = 0$  and  $T = 0$ , in which case the Poole rate and interbank rate are equal.  $\square$

We call this the “regular times” scenario because, assuming the return on cash is nonpositive, this scenario can only arise when the return on excess reserves is non-negative, which has been the case for most of history.<sup>4</sup> Intuitively, converting reserves to cash earns commercial banks the return on cash, but forces them to increase reserves by borrowing on the interbank market at the Poole rate. If the Poole rate is higher than the return on cash, the profit maximizing strategy involves zero cash conversions.

**Proposition 2.** *When the return on cash is greater than the Poole interest rate but less than the cost of central bank borrowing, then:*

1. *The optimal amount of cash conversions is greater than zero.*
2. *Cash conversions  $T$  adjust until the equilibrium interbank rate is equal to the return on cash:  $r_{\Delta} = r_C$ .*

*Proof.* Substituting (16) into equation (18),  $r_{\Delta} > r_{Poole}$  only when  $T$  is greater than zero. When  $T$  is greater than zero, it must be the case that  $\lambda = 0$ , which implies  $r_{\Delta} = r_C$  from equations (17) and (18).  $\square$

Intuitively, when the return on cash is greater than the Poole interest rate, it is profitable to convert reserves to cash and make up the shortfall by borrowing on the interbank market at the Poole rate. But in the presence of cash transfers, the interbank rate,  $r_{\Delta} = r_R + (r_X - r_R)(1 - G(R - K - T))$ , is similar to the Poole rate in form but increases in cash transfers  $T$  because the likelihood of central bank borrowing increases. In response, the interbank market rate increases towards the return on cash. Cash transfers  $T$  will increase until the cost of replacing converted reserves via interbank loans is exactly equal to the return

---

<sup>4</sup>We emphasize our use of the Poole rate in proposition 1. It is completely possible for the Poole rate to be positive and larger than the return on cash even if the return on excess reserves is negative.

on cash. Past this point, cash transfers yield a return less than their cost. Thus, in equilibrium the level of cash transfers  $T$  is such that  $r_\Delta$  is equal to  $r_C$ .

It is important to note that in this framework, when the Poole rate is below the return on cash, the central bank loses its control of the interbank rate and, to a certain extent, the level of excess reserves. The interbank rate will be wholly determined by the return on cash, a rate over which the central bank generally has no control. Excess reserves are now  $R - T - K$ , and although the central bank can still influence the level of excess reserves by changing the level of required reserves,  $K$ , cash transfers  $T$  are wholly determined by the profit-maximizing commercial banks.

### 3.3.1 Equilibrium Under Different Monetary Policy Regimes

In the previous section we analyzed equilibrium outcomes when the return on cash was above or below the Poole rate. In this section we analyze how the Poole rate changes when the level of aggregate excess reserves,  $R - K$ , changes. We refer to the level of aggregate reserves as the monetary policy regime. A central bank may explicitly target a specific monetary policy framework, such as setting  $R = K = 0$  and using a “corridor system.” A central bank may also prioritize other objectives over strictly controlling the level of excess reserves; for example, if a central bank operates a Large-Scale Asset Purchase Program funded by reserves, and does not correspondingly change the level of required reserves, then the level of excess reserves will be determined by the size of the asset purchase program.

Figure 2 illustrates how the monetary policy framework interacts with the Poole rate. The curved line is the Poole rate, which at  $R = K$  is exactly the midpoint between the cost of central bank borrowing and the return on excess reserves.

The three coloured regions represent the type of equilibrium that occurs for a given set of interest rates  $(r_X, r_R)$ , return on cash  $(r_C)$ , and monetary policy framework. The region in which the horizontal return on cash line intersects

the vertical monetary policy framework line determines the type of equilibrium.

1. Blue region: the return on cash is higher than the cost of borrowing from the central bank. In this case, the most profitable strategy for a bank would be to borrow from the central bank and hold that amount as cash.<sup>5</sup>
2. Green region: the return on cash is higher than the “Poole” rate (but lower than the cost of borrowing from the central bank), in which case some cash holdings are optimal.
3. Red region: the return on cash is lower than the overnight rate that would exist in the absence of cash transfers (the “Poole” rate), which we’ve already shown will imply zero cash holdings.

The figure’s colours are chosen from the perspective of a commercial bank making a decision about converting reserves to cash; simply put, the red region tells the commercial bank not to convert any reserves to cash while the green region says that some cash holdings are optimal.

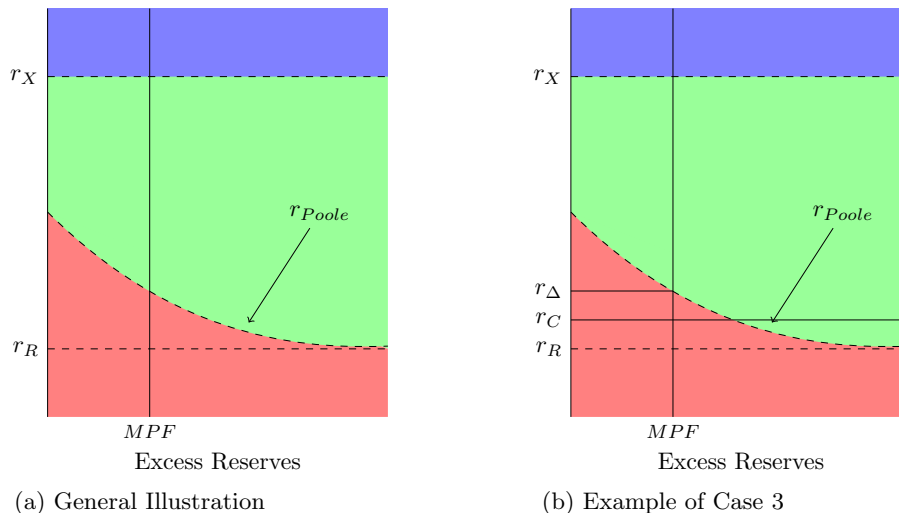
Figure 1 shows how the monetary policy framework in place affects which case arises in equilibrium. Figure 1a is drawn with a hypothetical monetary policy framework but without the (exogenous) return on cash or equilibrium interbank rate to clearly illustrate the three distinct cases discussed above. The horizontal axis represents the monetary policy framework, determined by  $R - K$ . On the far left-hand side,  $R - K = 0$ , indicating a corridor system. In this case, the overnight rate that would exist if cash transfers were not possible,  $r_{Poole}$ , is the midpoint of the central bank borrowing ( $r_X$ ) and deposit ( $r_R$ ) rates. As  $R - K$  increases as one moves towards the right-hand side, we approach a floor system where  $r_{Poole} = r_R$ .

If the return on cash is in the red area below  $r_{Poole}$ , zero cash conversions are optimal (case three). In figure 1b, the monetary policy framework,  $MPF$ , is a vertical line and the return on cash,  $r_C$ , is a horizontal line. The region where

---

<sup>5</sup>We do not model this scenario explicitly (instead, central bank borrowing is always the minimum required to meet reserve requirements) since it is highly unlikely to occur and the implications are obvious.

Figure 2: General Illustration of Equilibrium Regions



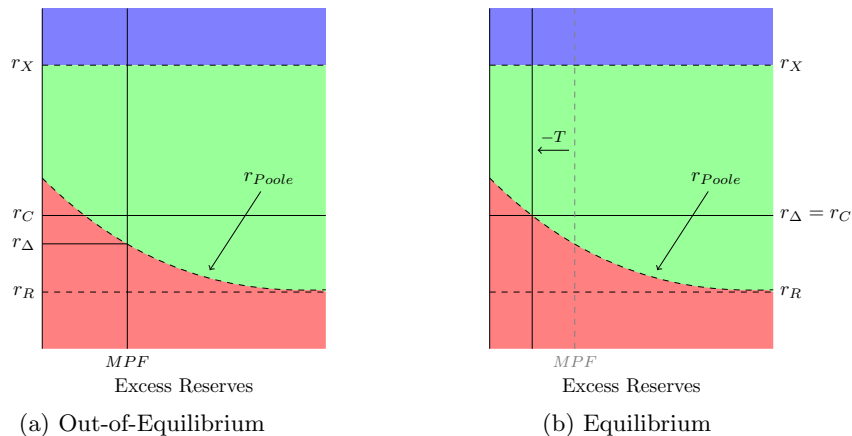
Notes: Panel (a) illustrates an economy where the central bank's monetary policy framework implies positive excess reserves in equilibrium. Panel (b) illustrates a level of the return on cash,  $r_C$ , that intersects the monetary policy framework in the red region, indicating to the commercial banks that zero cash conversion is optimal.

these two lines intersect dictates the equilibrium case that will arise for this combination of monetary policy framework and return on cash. This particular example falls under case three: the two lines intersect in the red region and it is optimal for banks to convert zero reserves to cash. Note, however, that with the exact same set of rates but with a higher level of excess reserves, it would be optimal to convert some cash to reserves.

Case two occurs when the return on cash is in the green area between the  $r_X$  and  $r_{Poole}$  line. In a corridor system, i.e., the y-axis, the Poole rate is exactly the midpoint between the return on reserves and the cost of borrowing from the central bank. As we move away from a corridor system to a floor system, that is, as we move right on the chart ( $R - K > 0$ ), the Poole rate decreases, and the green region increases in size.

Figure 3 illustrates an example of case two. In panel (a), the return on cash line intersects the monetary policy framework line in the green region, indicating a system out of equilibrium. Commercial banks can earn positive

Figure 3: Example of Case 2: Positive Optimal Cash Conversions



Notes: In panel (a), the return on cash line intersects the monetary policy framework in the green region, signaling to commercial banks that some positive cash holding is optimal. In panel (b),  $T$  cash conversions from reserves decrease the level of excess reserves (i.e., the monetary policy framework) until the return on cash intersects the new  $MPF - T$  line in the red region, signaling to commercial banks that zero additional cash conversion is optimal. In the resulting equilibrium, the interbank rate is equal to the return on cash.

profit by converting cash to reserves, earning  $r_C > r_\Delta$ , and borrowing on the interbank market to meet reserve requirements. Panel (b) depicts the new equilibrium where cash transfers  $T$  are such that the interbank rate is equal to the return on cash. The solid vertical line is the “effective” monetary policy framework  $(R - T) - K$ , illustrating the concept that the cash transfers increase the interbank market rate relative to what it would be in the absence of cash transfers.

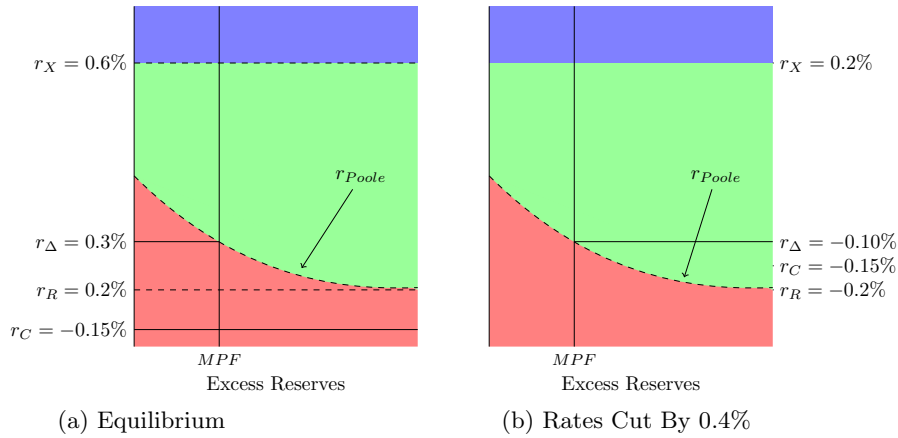
## 4 Negative Rate Environments: A Numerical Example

Explicitly modeling cash transfers allows a more rigorous examination of the consequences of moving interest rates towards zero, below zero, and even below the return on cash. In this section, we assign numerical values to the model’s key variables to illustrate that the model’s predictions hold even in negative

rate environments. We will find that there is nothing intrinsically special about zero or any other negative number, and, as before, the key rate is the zero-cash-transfer Poole rate.

Figure 4a illustrates an environment where the central bank charges borrowers 0.6% and pays 0.2% on excess reserves. By setting  $R - K$  to monetary policy framework  $MPF > 0$ , the central bank is operating a “floor system” as the equilibrium interbank rate,  $r_\Delta$ , is closer to the return on excess reserves than to the cost of central bank borrowing.

Figure 4: Equilibrium and “Regular” Rate Cut



Notes: In panel (a) we illustrate an equilibrium where commercial banks convert zero reserves to cash and all central bank and interbank rates are positive. Panel (b) illustrates a rate cut that moves the return on reserves into negative territory and less than the return on cash. However, because of the monetary policy framework employed by the central bank, the resulting equilibrium interbank rate is still above the return on cash. In the resulting equilibrium commercial banks still find it optimal to convert zero reserves to cash.

In figure 4b, the central bank has cut both rates by 0.4%. The cost of central bank borrowing is now 0.2% and the return on excess reserves is now  $-0.2\%$ , even lower than the return on cash,  $-0.15\%$ . However, the return on cash is still lower than the equilibrium interbank rate. If a commercial bank converts reserves to cash to earn  $-0.15\%$ , it will need to fund its required reserves from either other commercial banks at  $-0.10\%$  or the central bank at  $0.2\%$ . Clearly, both of these are profit-losing strategies, so the commercial bank decides not to convert any reserves to cash.

Now suppose the central bank instead decides to cut rates by  $-0.5\%$ . In panel 5a of figure 5, we see that the new interbank equilibrium rate,  $-0.2\%$ , is now below the return on cash. The system is out of equilibrium, as illustrated by the solid return on cash line intersecting the  $MPF$  line in the green region. Commercial banks can earn additional profit by converting reserves to cash because they can earn  $-0.15\%$  on cash and fund their reserve requirement with interbank borrowing at  $-0.2\%$ .

Recall that the equilibrium interbank rate is a decreasing function of total excess reserves,  $R - K - T$ , and thus an increasing function of cash transfers  $T$ . In panel 5b, the interbank rate has adjusted to its new equilibrium value of  $r_C$  where total excess reserves is equal to  $R - K - T$ . Intuitively, commercial banks will continue converting reserves to cash as long as there is some positive profit from doing so; as cash transfers increase and  $r_\Delta$  decreases, eventually commercial banks stop converting reserves to cash when  $r_\Delta$  reaches the return on cash.

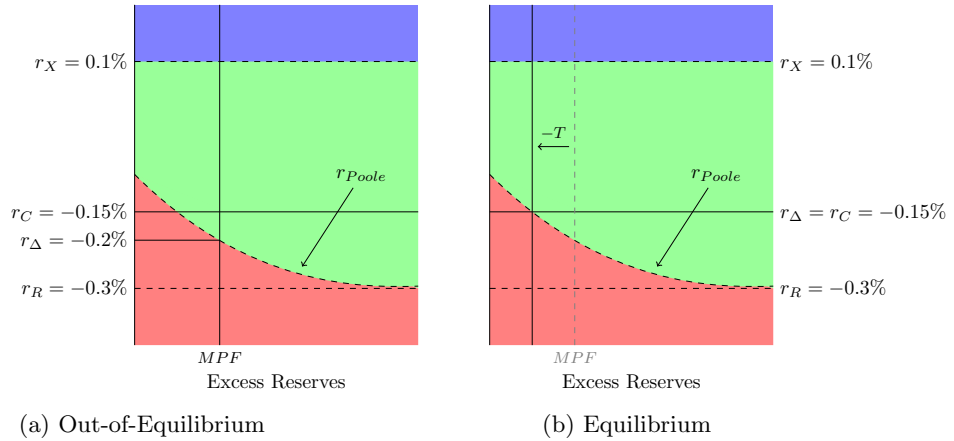


Figure 5: Rates Cut By 0.5%

Notes: After a 0.5% rate cut, in panel (a) the return on cash line now intersects the monetary policy framework in the green region, signaling to commercial banks that some positive cash holding is optimal. In panel (b),  $T$  cash conversions from reserves decrease the level of excess reserves (i.e., the monetary policy framework) until the return on cash intersects the new  $MPF - T$  line in the red region, signaling to commercial banks that zero additional cash conversion is optimal. In the resulting equilibrium, the interbank rate is equal to the return on cash.



Here we demonstrate the importance of the equilibrium interbank rate, which is a function not only of the other rates set by the central bank but also of the monetary policy framework. Under the exact same return on excess reserves and cost of central bank borrowing, an even higher *MPF* would have set the interbank rate even closer to the floor and, in the figure, onto the green area, which indicates optimal non-zero cash transfers. Thus, a central bank’s operating framework is just as important for the determination of equilibrium determination as the interest rates it controls.

## 5 Tiered Remuneration of Central Bank Reserves

In negative rate environments in our model, cash conversions affect the overnight interbank rate and drive it to equal the return on cash. This may be undesirable from the central bank’s perspective since the overnight interbank rate is often a key policy target. In order to maintain control of the interbank rate, the central bank could disincentivize commercial banks from converting reserves to cash. We will show that using tiered reserve rates is one way a central bank can use its existing monetary policy framework to create this disincentive.

In January 2016, the Bank of Japan followed several European central banks by announcing “a three-tier system in which the outstanding balance of each financial institution’s current account at the Bank will be divided into three tiers, to each of which a positive interest rate, a zero interest rate, or a negative interest rate will be applied, respectively.” In particular, the Bank stated that “... if a financial institution increases its cash holdings significantly, the bank will deduct an increase in its cash holdings from the zero interest-rate tiers of current account balance. Thus, a negative interest rate will be charged on the increase in its cash holdings.”

Consider a simple numerical example where the return on excess reserves is  $-0.40\%$ , the cost of central bank borrowing is  $0.10\%$ , and the return on cash is  $0\%$ . Suppose there are no aggregate excess reserves while one commercial bank’s

required reserves are \$0 billion and it currently holds \$100 billion in reserves. The commercial bank will find it profitable to convert the excess \$100 billion of reserves to cash rather than lend to other banks at the midpoint rate of  $-0.15\%$ . In doing so, the interbank market is directly affected, and the interbank rate will simply move to the return on cash. The interbank rate is now determined completely independently of the monetary policy framework, and the central bank's monetary policy is weakened.

The central bank can regain monetary policy efficacy, even with cash transfers, by using the tiered system described above to reduce an amount of reserves exempted from being compensated at the lower deposit rate by exactly the same amount as cash conversions. Recall that the exempted reserves can be bank-specific, and in reality this is completely plausible since the central bank maintains an actual account for each commercial bank. By reducing the exempted reserves amount by the same amount as cash conversions, the excess reserves remain exactly the same. This is easily seen by combining the following identities:

$$\begin{aligned} \text{reserves} &= \$100 \text{ billion} - \text{cash conversions} \\ \text{exempted reserves} &= \$50 \text{ billion} - \text{cash conversions} \\ \text{non-exempted reserves} &= \text{reserves} - \text{exempted reserves} \\ &= \$50 \text{ billion} \end{aligned}$$

Note that the amount of reserves above the exemption threshold will always equal \$50 billion, the difference between reserves and exempted reserves, regardless of the amount of cash conversions. This is because converting to cash reduces reserves, but by reducing the amount of exempted reserves by the amount of cash converted, such a conversion is essentially neutralized in terms of the amount of reserves above the threshold requirements. Thus, commercial banks have a lower incentive to remove reserves from the system.

## 5.1 Modeling Tiered Remuneration of Central Bank Reserves

Tiered reserve rates in negative rate environments have two components. The first is an exemption on paying negative rates on deposits up to a certain threshold, beyond which deposits are compensated at the deposit rate, which would be negative, so deposits are a cost to banks. The second component is an exemption threshold that varies depending on the amount of cash withdrawals.

### 5.1.1 Tiered Remuneration

Modeling this first component requires adapting the framework developed in section 2. In particular, we do not have a required reserve amount ( $K = 0$ ) and the bank is compensated differently on the first  $M$  dollars of reserves it holds at the central bank at the rate  $r_M$ . Beyond the threshold  $M$ , reserves are compensated at the deposit rate  $r_r$ .

**Assumption 3.** *The exempted rate is between the central bank lending and deposit rates:  $r_R < r_M \leq r_X$ .*

This means that to be an exemption, the exempted rate,  $r_M$ , should be higher than the central bank deposit rate. Above the ceiling on the exempted rate, banks' willingness to trade is dependent upon their initial level of reserves and banks will not necessarily choose their interbank activity depending on the same critical values. Banks with positive reserves below the threshold and banks in need of reserves would not have incentive to trade, as they could each receive a better rate by transacting with the central bank.

In a negative interest rate environment, central banks have typically set  $r_M = 0$ , effectively restricting  $r_X \geq 0$ . In practice, central banks have not set their standing facility lending rates below zero in a tiered remuneration system.

Bank profits are still described by equation 6 except that excess reserves up to  $M$  earn  $r_M$  and all reserves past this threshold earn  $r_R$ . In expectation, bank

profits in this new framework are:

$$E[\pi^i] = r_B B^i - r_D D^i - r_{\Delta, M} \Delta^i \quad (22a)$$

$$+ r_C (C^i + T^i) \quad (22b)$$

$$+ r_M \int_{-\infty}^{\epsilon_K^i} (\epsilon_K^i - \epsilon^i) dG(\epsilon^i) \quad (22c)$$

$$+ (r_R - r_M) \int_{-\infty}^{\epsilon_K^i - M^i} (\epsilon_K^i - M^i - \epsilon^i) dG(\epsilon^i) \quad (22d)$$

$$- r_X \int_{\epsilon_K^i}^{\infty} (\epsilon^i - (\epsilon_K^i + M^i)) dG(\epsilon^i) \quad (22e)$$

We set  $K = 0$  for simplicity and therefore  $\epsilon_K = R - T$ . Maximization and aggregation are similar to the earlier model. The resulting first-order conditions imply that the relevant rates will be determined as follows:

$$r_{\Delta, M} = r_R(G(\epsilon_K - M)) + r_X(1 - G(\epsilon_K)) + r_M(G(\epsilon_K) - G(\epsilon_K - M)) \quad (23)$$

$$r_C = r_{\Delta, M} - \lambda_M \quad (24)$$

$$\lambda_M T = 0 \quad (25)$$

$$\lambda_M \geq 0, T \geq 0 \quad (26)$$

The equilibrium interbank rate is:

$$r_{\Delta, M} = r_R(G(R - T - M)) + r_X(1 - G(R - T)) + r_M(G(R - T) - G(R - T - M)) \quad (27)$$

Once again, it is useful to define the interbank rate that would exist if there were no ability to convert reserves to cash:

$$r_{Pool\epsilon, M} \equiv r_R(G(R - M)) + r_X(1 - G(R)) + r_M(G(R) - G(R - M)) \quad (28)$$

A special case arises when  $r_M = \frac{r_X + r_R}{2}$  and  $R = \frac{M}{2}$ . By targeting a level of aggregate reserves equal to half the aggregate exemption limit and setting the return on deposits up to the threshold equal to the midpoint of the central bank

lending and borrowing rates,  $r_{Pool\epsilon, M} = r_{Pool\epsilon}$ . Outside of this example, the tiered Poole rate will be bounded by the central bank lending and borrowing rates. However, conversions of reserves to cash could cause the interbank rate to deviate from this tiered interbank rate. This leads to our next propositions.

**Proposition 3.** *In a tiered remuneration system with no adjustments to the exemption threshold, when  $r_{Pool\epsilon, M} \geq r_C$ , then:*

1. *The optimal amount of cash conversions is zero.*
2. *The equilibrium interbank rate is the tiered Poole rate:  $r_{\Delta, M} = r_{Pool\epsilon, M}$ .*

*Proof.* When the interbank rate ( $r_{\Delta, M}$ ) is greater than the return on cash ( $r_c$ ), from equation (23)  $\lambda_M$  must be greater than 0. Then, cash transfers must be zero from equation (25). When  $T = 0$ ,  $\epsilon_K = R$  and substituting this into equation (23) yields  $r_{\Delta, M} = r_{Pool\epsilon, M}$ . Similarly, according to the first-order conditions in this case the tiered Poole rate and interbank rate are equal.  $\square$

This mirrors the earlier results for a standard operating framework: the interbank market continues to function properly so long as the return on cash is below the interbank rate that would exist in the absence of cash transfers.

The more interesting cases arises when considering a tiered Poole rate below the return on cash.

**Proposition 4.** *In a tiered remuneration system with no adjustments to the exemption threshold, when the return on cash is greater than the tiered Poole rate but less than the cost of central bank borrowing, then:*

1. *The optimal amount of cash conversions is greater than zero.*
2. *Cash conversions  $T$  adjust until the equilibrium interbank rate is equal to the return on cash:  $r_{\Delta, M} = r_C$ .*

*Proof.* Substituting  $\epsilon_K = R - T$  into equation (23),  $r_{\Delta, M} > r_{Pool\epsilon, M}$  only when  $T$  is greater than zero. When  $T$  is greater than zero, it must be the case that  $\lambda_M = 0$ , which implies  $r_{\Delta, M} = r_C$  from equation (24).  $\square$

These propositions illustrate that tiered remuneration in and of itself cannot insulate the interbank market from the effect of converting reserves to cash. Interbank rates are effectively floored at the return on cash in both the standard set-up and the tiered remuneration framework.

### 5.1.2 Tiered Remuneration with Varying Threshold

As discussed above, a central bank may be able to insulate the interbank market from the effect of cash conversions if it adjusts the exemption threshold used to calculate the tiered remuneration. Specifically, each bank's individual reserve requirement,  $M^i$ , can be set to adjust for that bank's cash conversions:

$$M^i = \bar{M} - T^i \tag{29}$$

Recall that  $\epsilon_K^i$  is the threshold relative to  $\epsilon^i$  that determines whether or not central bank borrowing is required. With  $M^i$  defined as above:

$$\begin{aligned} \epsilon_K^i - M^i &\equiv R^i + \Delta^i - T^i - (\bar{M} - T^i) \\ &= R^i + \Delta^i - \bar{M} \end{aligned}$$

Now, because the exemption threshold is lowered an amount equal to cash conversions, it disincentivizes conversions because banks can deposit less at the higher remuneration rate. However, converting to cash doesn't lower the threshold after which central bank borrowing is required, so there still may be some incentives to convert to cash, especially if banks will not be fully depositing reserves up to the threshold with certainty. Inserting the new threshold into individual banks' profit function in equation (22) yields a slightly modified ex-

pected profit function:

$$\mathbb{E}[\pi^i] = r_B B^i - r_D D^i - r_{\Delta, M} \Delta^i \quad (30a)$$

$$+ r_C (C^i + T^i) \quad (30b)$$

$$+ r_M \int_{-\infty}^{R^i - T^i} (R^i - T^i - \epsilon^i) dG(\epsilon^i) \quad (30c)$$

$$+ (r_R - r_M) \int_{-\infty}^{R^i - \bar{M}} (R^i - \bar{M} - \epsilon^i) dG(\epsilon^i) \quad (30d)$$

$$- r_X \int_{R^i - T^i}^{\infty} (\epsilon^i - (R^i - T^i)) dG(\epsilon^i) \quad (30e)$$

Maximizing expected profits yields two first-order conditions:

$$r_{\Delta, M} = r_R (G(R - \bar{M})) + r_X (1 - G(R - T)) + r_M (G(R - T) - G(R - \bar{M}))$$

$$r_{\Delta, M} = r_C + (r_R - r_M) G(R - \bar{M}) + \lambda_M$$

**Proposition 5.** *In a tiered remuneration system with a dynamically adjusting exemption threshold, when  $r_{Pool, M} > r_C + (r_R - r_M) G(R - \bar{M})$ , then:*

1. *The optimal amount of cash conversions is zero.*
2. *The equilibrium interbank rate is the tiered Poole rate:  $r_{\Delta, M} = r_{Pool, M}$ .*

*Proof.* When the interbank rate ( $r_{\Delta, M}$ ) is greater than  $(r_C + (r_R - r_M) G(R - \bar{M}))$ , from the first first-order condition  $\lambda_M$  must be greater than 0, and this implies that cash transfers must be zero. When  $T = 0$ , according to the first-order conditions in this case the tiered Poole rate and interbank rate are equal.  $\square$

Compared with tiered remuneration without a varying threshold, this equilibrium permits the interbank rate to trade further below the return on cash before cash transfers begin. This occurs since the term  $(r_R - r_M) G(R - \bar{M})$  is negative: the exempted rate is greater than the deposit rate.

We highlight that the choice of return on exempted reserves is independent of the central bank's decisions of the deposit rate,  $r_R$ . Even if the central bank has currently set the deposit rate in negative territory, the return on exempted

reserves can be set higher than the return on cash and less than the cost of central bank borrowing,  $r_X$ . Although difficult to pin down, it is generally believed that  $r_C \leq 0$ , so setting  $r_M \geq 0$  yields the required result, again, even if the central bank deposit rate is less than zero.

Intuitively, converting one additional unit of reserves to cash lowers the exemption threshold by one unit and increases cash holdings by one unit. Thus, when it is already fully utilizing its exemption the commercial bank earns an additional  $r_C$  and loses  $r_M$ . From this, it is clear to see why an equilibrium of zero cash transfers exists whenever  $r_M > r_C$  and  $R$  is much greater than  $\bar{M}$ .

When the system is in a situation of large liquidity surplus ( $G(R - \bar{M}) \approx 1$ ), and the remuneration on reserves up to the threshold is greater than or equal to the return on cash, then  $r_{\Delta, M} \approx r_R$ . In such a situation, a central bank can continue to operate a floor system effectively without cash conversions.

**Proposition 6.** *In a tiered remuneration system with a dynamically adjusted exemption threshold, when the return on cash is less than the cost of central bank borrowing and  $r_{Pool\epsilon, M} < r_C + (r_R - r_M)G(R - \bar{M})$ , then:*

1. *The optimal amount of cash conversions is greater than zero.*
2. *Cash conversions  $T$  adjust until:  $r_{\Delta, M} = r_C + (r_R - r_M)G(R - \bar{M})$ .*

*Proof.* This follows directly from the second first-order condition.  $\square$

In this second equilibrium, cash conversions occur but do not cause the interbank rate to equal the return on cash. Instead, the interbank rate approaches a rate that is less than the return on cash. The higher  $r_M$ , the return paid on exempted reserves, the less cash conversions push the interbank rate towards the return on cash.

It is possible that cash transfers become large enough such that the redemption threshold,  $\bar{M} - T^i$ , becomes negative. In our analysis, we assume that the central bank is able to implement the equivalent of this redemption threshold when reserves are negative. This would in effect be assessing a penalty on net cash transfers. If the exemption threshold is restricted to be positive, then



banks would have an incentive to convert reserves to cash if the benefit of doing so exceeds the lost benefit from utilizing the exemption threshold. This is more likely to be the case if the exemption threshold is small.

### 5.1.3 Required Reserves with Varying Threshold

Instead of tiered remuneration of central bank reserves, a central bank could implement a system of required reserves, where the reserve requirement,  $K^i$ , adjusts depending on the amount of cash withdrawals:

$$K^i = \bar{K} - T^i \tag{31}$$

**Proposition 7.** *In a required reserve system with a dynamically adjusting reserve requirement, when  $r_K \geq r_C$ , then:*

1. *The optimal amount of cash conversions is zero.*
2. *The equilibrium interbank rate is equal to the target rate:  $r_\Delta = r_R + (r_X - r_R)[1 - G(R - \bar{K})]$*

*Proof.* See Appendix A. □

Converting one additional unit of reserves to cash lowers the required reserves by one unit and increases cash holdings by one unit. Thus, the commercial bank earns an additional  $r_K$  and loses  $r_C$ . From this, it is clear to see why an equilibrium of zero cash transfers exists whenever  $r_K \geq r_C$ .

Several central banks have required reserves, so this kind of system should be relatively straightforward to implement. The advantage of such a system is that it can produce even tighter control over the overnight rate, given that the overnight rate is the same as it would be when interest rates are above the return on cash (i.e., the Poole rate). The choice of return on required reserves is independent of the central bank's decisions of the return on (excess) reserves,  $r_R$ , and the cost of central bank borrowing,  $r_X$ . Even if the central bank has currently set monetary policy in negative territory, the return on

required reserves needs only to be higher than the return on cash. Although difficult to pin down, it is generally believed that  $r_C \leq 0$ , so setting  $r_K \geq 0$  yields the required result, again, even if both the return on excess reserves and the cost of central bank borrowing are both less than zero.

## 6 Conclusion

Our model illustrates that the lower bound can constrain monetary policy implementation. In particular, the “zero lower bound” on interbank rates isn’t necessarily at zero, but in fact is determined by the return on cash. Central bank deposit rates, however, can be below the return on cash.

Tiered remuneration of central bank deposits, in and of itself, does not relax this constraint much. It is the ability to vary the amount of reserves exempted from being compensated at the lower deposit rate with the amount of reserves converted to cash that allows the interbank market to clear at a rate below the return on cash. The model shows how using a reserve requirement that varies with conversions of reserves to cash can allow the interbank rate to clear below the return on cash in a larger number of scenarios.

This model, however, assumes that the central bank is constrained in how it responds to conversions of reserves to cash. For example, the central bank could not allow conversions of reserves to cash, which would separate the mechanics of the overnight market from the return on cash. Nonetheless, it is useful to examine monetary policy implementation in the absence of such a central bank response. By adjusting the remuneration of reserves, the model shows that the central bank can reduce the incentives to convert to cash, lowering the need to resort to another response.

Finally, our model is focused on the monetary policy implementation aspects of negative interest rates. The model does not consider the liability side of bank balance sheets since this is considered beyond scope. For example, retail depositors could withdraw their deposits if interest rates become too negative.

This withdrawal could also influence the banks' demand for cash from the central banking sector as well as the compensation banks pay on their deposit liabilities. This could lower the spread banks earn (Jobst and Lin, 2016). We leave these questions for future work.

## References

- Gara Afonso and Ricardo Lagos. Trade dynamics in the market for federal funds. *Econometrica*, 83(1):263–313, 2015.
- Ruchir Agarwal and Miles S Kimball. Breaking through the zero lower bound. *IMF Working Paper*, 2015.
- Roc Armenter and Benjamin R Lester. Excess reserves and monetary policy normalization. *Federal Reserve Bank of Philadelphia Working Paper No. 16-33*, 2015.
- Ryan Banerjee and Hitoshi Mio. The impact of liquidity regulation on banks. *Bank for International Settlements Working Paper No. 470*, 2014.
- Morten Bech and Todd Keister. Liquidity regulation and the implementation of monetary policy. *Bank for International Settlements Working Paper No. 432*, 2013.
- Morten Bech and Cyril Monnet. The impact of unconventional monetary policy on the overnight interbank market.
- Morten L Bech and Todd Keister. On the economics of committed liquidity facilities. *Bank for International Settlements Working Paper No. 439*, 2014.
- Morten L Bech and Elizabeth Klee. The mechanics of a graceful exit: Interest on reserves and segmentation in the federal funds market. *Journal of Monetary Economics*, 58(5):415–431, 2011.
- Ulrich Bindseil. Central bank forecasts of liquidity factors: quality, publication and the control of the overnight rate. *European Central Bank Working Paper No. 70*, 2001.
- Clemens Bonner and Sylvester CW Eijffinger. The impact of the LCR on the interbank money market. *De Nederlandsche Bank Working Paper No. 364*, 2012.

- Claudio Borio. The implementation of monetary policy in industrial countries: A survey. *Bank for International Settlements Economic Papers No. 47*, 1997.
- Huberto M Ennis. A simple general equilibrium model of large excess reserves. *Federal Reserve Bank of Richmond Working Paper No. 14-14*, 2014.
- Benjamin M Friedman and Kenneth N Kuttner. Implementation of monetary policy: How do central banks set interest rates? Technical report, National Bureau of Economic Research, 2010.
- Marvin Goodfriend. The case for unencumbering interest rate policy at the zero bound. In *Federal Reserve Bank of Kansas City's 40th Economic Policy Symposium, Jackson Hole, WY, August*, volume 26, 2016.
- Cornelia Holthausen, Cyril Monnet, and Flemming Würtz. Implementing monetary policy without reserve requirements. In *Paper for the Financial Seminar Series, Financial Department, Goethe University, May 27th*, 2008.
- Jane E Ihrig, Ellen E Meade, and Gretchen C Weinbach. Monetary policy 101: A primer on the fed's changing approach to policy implementation. *Board of Governors of the Federal Reserve System Finance and Economics Discussion Series 2015-047*, 2015.
- Andreas Jobst and Huidan Lin. *Negative Interest Rate Policy (NIRP): Implications for Monetary Transmission and Bank Profitability in the Euro Area*. International Monetary Fund, 2016.
- Anil K Kashyap and Jeremy C Stein. The optimal conduct of monetary policy with interest on reserves. *American Economic Journal: Macroeconomics*, 4(1):266–282, 2012.
- Todd Keister and James McAndrews. Why are banks holding so many excess reserves? *Current Issues in Economics and Finance*, 15(8), December 2009.
- Elizabeth Klee, Zeynep Senyuz, and Emre Yoldas. Effects of changing monetary and regulatory policy on overnight money markets. *Board of Governors of the*

*Federal Reserve System Finance and Economics Discussion Series 2016-084*, 2016.

Antoine Martin, James McAndrews, Ali Palida, and David R Skeie. Federal reserve tools for managing rates and reserves. *Federal Reserve Bank of New York Staff Report No. 642*, 2013.

William Poole. Commercial bank reserve management in a stochastic model: Implications for monetary policy. *Journal of Finance*, 23(5), 1968.

Marcelo Rezende, Mary-Frances Styczynski, and Cindy Vojtech. The effects of liquidity regulation on monetary policy implementation. Technical report, Working paper, Federal Reserve Board, May, 2016.

Gordon H Sellon Jr and Stuart E Weiner. Monetary policy without reserve requirements: Analytical issues. *Economic Review - Federal Reserve Bank of Kansas City*, 81 (4), 1996.

Swiss National Bank. Swiss national bank introduces negative interest rates. *Press Release, December 18*, 2014.

Paul Tucker. Managing the central bank's balance sheet: where monetary policy meets financial stability. *Bank of England Quarterly Bulletin*, Autumn, 2004.

Jose Viñals, Simon Gray, and Kelly Eckhold. The broader view: The positive effects of negative nominal interest rates. *IMFdirect blog*, April 10, 2016.

William Whitesell. Interest rate corridors and reserves. *Journal of Monetary Economics*, 53(6):1177–1195, 2006.

Christopher Whittall and Sam Goldfarb. The black hole of negative rates is dragging down yields everywhere. *Wall Street Journal*, July 10, 2016.

Stephen D Williamson. Interest on reserves, interbank lending, and monetary policy. *Federal Reserve Bank of St. Louis Working Paper 2015-024A*, 2015.

Jonathan Witmer and Jing Yang. Estimating Canada's effective lower bound.  
*Bank of Canada Review*, 2016(Spring):3-14, 2016.

## Appendix A: Modeling tiered reserve rates in a required reserve framework

Modeling tiered reserve rates using the framework developed in section 2 is straightforward. As discussed above, the central bank sets each bank's individual reserve requirement,  $K^i$ , to adjust for that bank's cash conversions:

$$K^i = \bar{K} - T^i \quad (32)$$

Recall that in equation 4,  $\epsilon_K^i$  is the threshold relative to  $\epsilon^i$  that determines whether or not central bank borrowing is required. With  $K^i$  defined as above:

$$\begin{aligned} \epsilon_K^i &\equiv R^i + \Delta^i - T^i - (\bar{K} - T^i) \\ &= R^i + \Delta^i - \bar{K} \end{aligned}$$

Now, because the reserve requirement is lowered an amount equal to cash conversions, converting to cash doesn't lower the threshold after which central bank borrowing is required. Inserting the new reserve requirement into individual banks' profit function in equation 7 yields a slightly modified expected profit function:

$$E[\pi^i] = r_B B^i - r_D (D^i - \epsilon^i) + r_C (C^i + T^i) - r_\Delta \Delta^i + r_K (\bar{K} - T^i) + r_R \epsilon_K^i - (r_X - r_R) \int_{\epsilon_K^i}^{\infty} (\epsilon^i - \epsilon_K^i) d\epsilon^i \quad (33)$$

Maximizing expected profit subject to the same constraint that  $T^i \geq 0$  yields two equilibrium outcomes:

$$\begin{aligned} r_\Delta &= r_R + (r_X - r_R)[1 - G(R - \bar{K})] \\ r_C + \lambda &= r_K \end{aligned}$$

In the first,  $\lambda > 0$  and  $T = 0$ . This equilibrium can exist only if  $r_K > r_C$ . Recall that  $r_K$ , the return paid on required reserves, is controlled by the monetary authority. Therefore, the monetary authority can ensure that the



bank-specific reserve requirement in equation 32 yields zero cash conversions by also setting  $r_K > r_C$ . The second equilibrium is when  $r_K = r_C$  and banks are thus indifferent for any  $T_i \geq 0$ . Clearly, this can easily be avoided by ensuring that  $r_K > r_C$ .