

SCoREBOARD

Corporate Actions – H1 2022

Danish NSG

Background

Since publication of the [Collateral Management Harmonisation Report](#) in December 2017, the Advisory Group on Market Infrastructures for Securities and Collateral (AMI-SeCo) has made a number of significant breakthroughs in its ambition to create a **Single Collateral Management Rulebook for Europe (SCoRE)**.

What is SCoRE?

SCoRE defines common rules for managing collateral in Europe. These rules will replace the fragmented legacy standards, structural constraints and complex and diverse market practices that exist across Europe today. Implementation of SCoRE should remove operational impediments to the availability, usage and mobility of collateral. Market participants in AMI-SeCo have committed to implementing the SCoRE Rulebook, with the first set of rules due to be implemented by November 2023. Their implementation efforts are regularly monitored by AMI-SeCo which facilitates an active dialogue with market participants on issues related to the clearing and settlement of securities and to collateral management.

National stakeholder groups (NSGs) are coordination forums to support the implementation of the Single Collateral Management Rulebook for Europe. They have been established in the markets covered by the AMI-SeCo in order to support the implementation of the Single Collateral Management Rulebook for Europe (SCoRE).

The Single Collateral Management Rulebook for Europe (SCoRE) contains 15 Standards related to the processing of corporate actions (published as the [SCoRE Standards for Corporate Actions](#)). Implementation progress is monitored twice per year.

Introduction

This summary report presents the results of the H1 2022 monitoring exercise conducted by the Danish NSG with the involvement among the following stakeholders:

- 1 CSD – VP Securities

9 entities are monitored in the Danish market

- 4 Custodians
- 4 Issuers

The report focuses on the milestones to be met by the time the survey was closed. In this monitoring exercise, participants were expected to have achieved all the milestones up to Milestone 6 inclusive as described in section 3 below.




Section 1 presents the key takeaways per entity type i.e. CSD, TPA, Custodian etc. Section 2 depicts for each entity type their compliance status with the standards. Section 3 focuses on the progress against the individual milestones and Section 4 provides concluding remarks.

1 Key takeaways

Impact assessment and detailed analyses are ongoing

All the reporting entities responded to the survey. VP Securities and the Danish market participants have previously concluded an initial gap analysis and are on this basis undertaking a market wide detailed analysis of the required adaptation.

Figure 1
Summary of the monitoring exercise

	 Response Rate	 Implementation Status of the standards	Are all milestones 1 to 6 inclusive achieved?	Will the last milestone 13 be implemented on time (i.e. by 20 November 2023) ?
Custodians	100%	Implemented 53.8% Analysis started 31.7% Implementation started 11.6% Analysis not started 2.68%	50%	100%
Issuers	100%	Aware of obligations 26.4% Not aware of obligations 69.1%	n/a	n/a
CSD - VP Securities	100%	Implemented 71.1% Analysis started 14.8% Implementation started 22.9% Analysis not started 4.44%	No	Yes

CSD – VP Securities

VP Securities is committed to be fully compliant by November 2023

VP Securities are currently compliant with a number of the Standards. The majority have already been implemented, and the remaining standards are pending further detailed analyses and design prior to implementation and release planning. VP Securities offers corporate actions messaging in ISO20022 format for many of the events covered by the Standards. An impact assessment and detailed analyses have been initiated aiming at confirming events and required data elements, plus identifying potential events requiring changes to e.g. current market practises and/or regulatory requirements. The results and assumptions are being discussed together with custodians and issuers/issuing agents.

Custodians

Custodians participate in detailed analyses and impact assessments organised by the Danish NSG

To facilitate both an appropriate and an adequate initial impact assessment of the Standards vis-à-vis the Danish custodians, and market participants in general, the Danish National Stakeholder Group (DK NSG) established in 2019 a national task force mandated to advice the DK NSG on the impact of the endorsed Standards, and propose adaption plan(s). The Danish market participants actively participate in this work, which have concluded in an initial impact assessment, indicating a particular focus on automated processes for reversals and ISO20022 communication. The majority of Custodians have initiated internal analyses of the Standards.

Issuers

Mortgage Credit Issuers confirm awareness of obligation

Among the Danish issuers, the Danish mortgage credit institutes have participated in the present monitoring survey. The responses of the custodians outlined above reflects the compliance status in their capacity as issuer agents, and by extension the issuers.

2 Compliance level with the standards

This section provides an overview of the current status of compliance with the corporate actions standards. CSDs and TPAs are monitored on an individual basis and are assigned a colour-code status in accordance with the methodology outlined in figure 2 below. Custodians and Issuers are too many to represent individually. Thus the replies of custodians and issuers from the AMI-SeCo community participating in the monitoring are presented on an aggregated basis per market and assigned a percentage representing their compliance status.

Figure 2
Standards implementation status as defined in the AMI-SeCo framework document



- The Standard has been implemented
- Implementation of the Standard is on schedule (based on the agreed milestones)
- Implementation is behind schedule (based on the agreed milestones)
- Implementation has not started

Table 1

Compliance level with the standards by each entity type

STANDARD	Custodians	Issuers	CSD - VP Securities
1A: Notification	90%	0%	G
1B: Instruction	86%		Y
1C: Advise	79%		G
1D: Confirmation	75%		G
1E: Reversal	67%		G
1F: Meeting Notification	96%	0%	N/A
1G: Meeting Instruction	93%		N/A
1H: Meeting Results	80%		N/A
2: Calculation of Proceeds	64%	0%	Y
3: Consistency of Information	63%	25%	Y
4: Rounding Rule 1	100%	25%	B
4: Rounding Rule 2	75%	0%	B
4: Rounding Rule 3	100%	25%	B
4: Rounding Rule 4	100%	0%	G
4: Rounding Rule 5	67%	0%	G
5: Negative Cash Flows	50%	0%	G
6: Business Day Rule		100%	B
7: Securities Amount Data Rule 1		100%	B
7: Securities Amount Data Rule 2		75%	B
7: Securities Amount Data Rule 3		75%	B
7: Securities Amount Data Rule 4		75%	B
8: Payment Time Rule 1		75%	B
8: Payment Time Rule 2		50%	B
8: Payment Time Rule 3		38%	B
8: Payment Time General Principle 3		0%	B
9: Processing Status	50%	25%	G
10: Blocking Rule 1	67%		Y
10: Blocking Rule 2	100%		B
10: Blocking Rule 3	100%		N/A
10: Blocking Rule 4	33%		Y
10: Blocking Rule 5	50%		N/A
11: Default Option	100%	75%	B
12: Handling of Fees	50%		N/A
13: Reversal	50%	0%	G
14: Foreign Currency			B
15: ISO 20022 Messaging	26%		G

Notes:

- For CSDs and TPAs the colour-code reflects the current implementation status of each Standard in accordance with the methodology outlined in Figure 1 above.
- TPAs are using custody services provided by CSDs or Custodians in order to disseminate CA information to Collateral Givers and Collateral Takers. Monitoring of TPAs thus focuses on the implementation of triparty specific workflows described in Standard 1.
- For custodians the % indicates the percentage of custodians which have implemented standards / standards being under development and implementation.
- Issuers were asked to confirm awareness of their obligation to provide all relevant information to the Issuer CSD (on a Yes/No basis). The % reflects the number of issuers who responded yes to the survey
- Percentages are calculated on the basis of expected respondents, i.e. number of entities monitored in the market.

3 Progress towards the milestones

This section tracks market stakeholders progress in implementing the Standards against the 13 set milestones identified by AMI-SeCo.

The milestones facilitate consistent implementation across markets (given the long-term efforts that are needed) and avoids issues remaining undetected until the deadline of 20 November 2023 to achieve compliance and implementation of the standards.

Table 2
Milestones identified by AMI-SeCo

Milestone	Description	Date
M1	Analysis Started: Have you commenced an in-depth analysis of all applicable SCoRE Standards in order to identify and document all the changes required to internal processes and procedures in order to comply with the SCoRE Standards?	30/06/2020
M2	Initial Communication: Has initial high-level communication with external stakeholders on the changes introduced by SCoRE commenced?	01/03/2021
M3	Analysis Completed: Have you completed an in-depth analysis of all applicable SCoRE Standards?	31/07/2021
M4	Documentation Completed: Have you documented all the internal processes and procedures which need to be adapted in order to comply with the SCoRE Standards?	31/12/2021
M5	Detailed External Communication: Has detailed communication started regarding (i) upcoming changes in business processes, (ii) messaging formats and usage guidelines (in the case of new messages based on non-registered latest drafts by SWIFT) and (iii) planned testing activities been provided to users?	31/12/2021
M6	SCoRE Adaptation Started: Have you started to adapt/develop the processes and procedures in order to comply with the SCoRE Standards?	01/01/2022
M7	SCoRE Adaptation Complete: Have you completed the necessary adaptations/developments for the processes and procedures in order to comply with the SCoRE Standards?	30/06/2022
M8	Internal Testing Started for SCoRE: Have you started to test the changes to your internal processes and procedures which have been introduced in order to comply with the SCoRE Standards?	01/07/2022
M9	Internal Testing Complete for SCoRE: Have you completed the necessary internal testing?	02/12/2022
M10	External Testing Started for SCoRE: Are you in a position to test the changes introduced in order to comply with the SCoRE Standards with your user community (i.e. CSD participants / Collateral Givers and Collateral Takers in the context of the Standards applicable to TPAs)?	20/03/2023
M11	Final External Communication on SCoRE: has final communication to users been provided (i.e. updated user guide to reflect the changes implemented, final message usage guidelines for A2A communication) related to the SCoRE Standards?	01/04/2023
M12	External Testing Completed for SCoRE: Is the testing of the changes introduced in order to comply with the SCoRE Standards with your user community completed (i.e. CSD participants / Collateral Givers and Collateral Takers in the context of the Standards applicable to TPAs)?	13/10/2023
M13	SCoRE Standards Implemented: have the SCoRE Standards been implemented?	20/11/2023

The current H1 2022 monitoring exercise focuses on milestones 1 to 6 given that Milestone 6 (with a deadline of 1 January 2022) was meant to have been achieved by the time the survey closed.

In each survey round, all the entities are asked to confirm (on a yes/no basis) whether the milestones will be met by the set milestones dates. If it is not the case, they are also asked the expected date for when the milestone will be reached.

For the milestones which had to be achieved by the time the survey closed: the blue colour code is assigned to those milestones that have been successfully achieved. Milestones that will only be achieved later than their set deadline are assigned a yellow status with indication of the likely date of achievement.

For the milestones that are only due to be achieved after the current reporting cycle: the green colour code indicates that the entity anticipates achieving that future milestone on time. A yellow status indicates that the milestone is foreseen to be met later than the set milestone date. In this case, the date of achievement anticipated is also indicated in the table.

Table 3
Entities' expectation of achieving the milestones at the set dates

	Custodians	CSD - VP Securities
Milestone 1 June 2020	75%	Yes
Milestone 2 March 2021	75%	Yes
Milestone 3 July 2021	50%	01/22
Milestone 4 December 2021	25%	06/22
Milestone 5 December 2021	25%	06/22
Milestone 6 January 2022	50%	Yes
Milestone 7 June 2022	25%	Yes
Milestone 8 July 2022	50%	Yes
Milestone 9 December 2022	50%	04/23
Milestone 10 March 2023	100%	04/23
Milestone 11 April 2023	50%	Yes
Milestone 12 October 2023	100%	Yes
Milestone 13 November 2023	100%	Yes

4 Concluding remarks

The Danish market are currently undertaking a marketwise detailed impact analysis of the identified gaps.

VP Securities provided the following additional information on milestone planning:

Milestone 1: Analyses has started.

Milestone 2: Analyses has started and are expected to be finalised Q3 2021.

© European Central Bank, 2022

Postal address 60640 Frankfurt am Main, Germany

Telephone +49 69 1344 0

Website www.ecb.europa.eu

All rights reserved. Reproduction for educational and non-commercial purposes is permitted provided that the source is acknowledged.

For specific terminology please refer to the [ECB glossary](#) (available in English only).