



REAL MONEY INVESTOR STRATEGIES IN A LOW-YIELD ENVIRONMENT

ECB BMCG, 25th June 2020

Oliver Eichmann (DWS)

REAL MONEY INVESTOR STRATEGIES IN A LOW-YIELD ENVIRONMENT

Income & portfolio risk – investors behavior

- The recent drop in short rates in the US and UK makes it more difficult for global fixed income investors to source risk-free assets (ex credit & duration risk) with a positive yield. Even real capital protection strategies cannot be based purely on “risk-free” fixed income assets (Chart 1)
- The more negative yields get passed onto corporate and private clients on time deposits, the more the incentive to shift asset allocation if they require positive cash-flows
- Synchronized monetary policy in currency areas with major government bond markets, low or negative short rates and a similar shape of the yield curve make “carry-trades” on a hedged basis look less attractive
- Generating a positive real income stream via fixed income investment forces the acceptance of credit, duration and/ or currency risks and associated default risks and market price volatility

2YR GOVERNMENT BOND YIELDS IN MAJOR DEVELOPED MARKETS

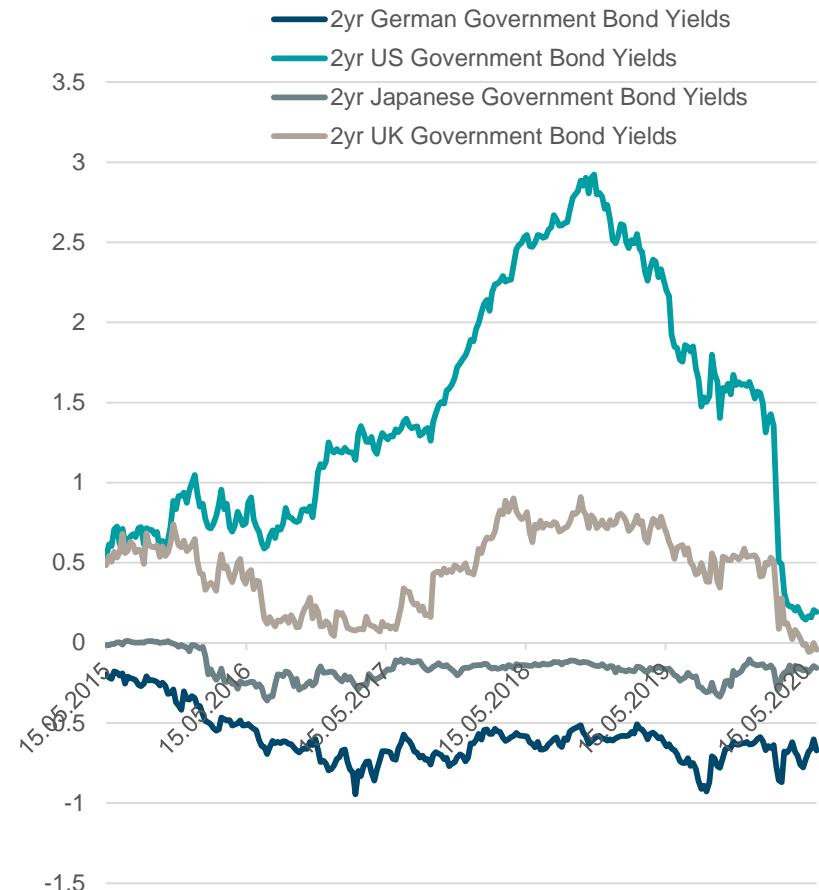


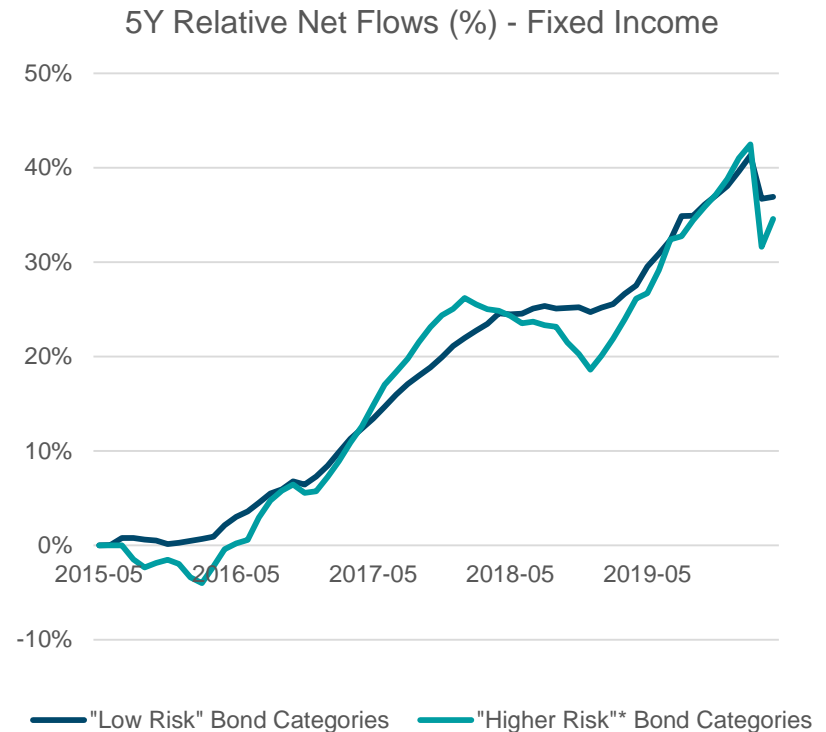
Chart 1: Source: Bloomberg, as of June 2020

REAL MONEY INVESTOR STRATEGIES IN A LOW-YIELD ENVIRONMENT

Income & portfolio risk – investors behavior

- European bond funds AuM grew from EUR 1.9 trillion in 2011 to EUR 3.4 trillion in 2019 (ECB investment fund statistics)
- Morningstar data for the European retail market show that a substantial share of net flows went into Corporate Bond and Emerging Markets Funds with higher return expectations and higher price volatility (“Higher Risk” Bond Funds, Chart 2)
- Empirical studies find that changes in the interest rate level are a key determinant of flows into European bond funds. A decline in the yield of 10yr Bunds was accompanied by inflows into European bond funds (Bundesbank (2019), Monthly Report, October 2019)
- Anecdotal evidence suggests that negative risk-free rates” (e.g. negative yields on time deposits) and the perception of a persistently low-yield environment triggered additional flows into European bond funds

FLOW DEVELOPMENT EUROPEAN RETAIL BOND FUNDS



Scope: Morningstar Europe OE & ETF ex MM ex FOF;
Broad Category : Fixed Income, * "Higher Risk" – High Yield Funds, Emerging Markets Funds, IG Corporate Bond Funds, Unconstrained/ Flexible Bond Funds

Chart 2: Source: Morningstar, DWS Product Analytics, as of June 2020

REAL MONEY INVESTOR STRATEGIES IN A LOW-YIELD ENVIRONMENT



Market structure – investors behavior & supply side developments

- Low yields, historically positive returns & low realized volatility seem to be positively correlated with retail flows into bond portfolios and vice versa
- “Momentum-driven” flows increased in recent years while liquidity in some market segments while market depth decreased
- Measures: “Swing-pricing”, “Forward-pricing”, higher cash positions
- Index tracking portfolio management (ETF’s) plays a more important role for Euro bond investors
- Supply side factors are relevant in this context. Euro government bond indices show a substantial shift in average duration and composite rating (Chart 3)
- Portfolio managers had to adjust the portfolio composition at least partly to their benchmark, thereby increasing duration and credit risk over time

SAME INDEX, BUT CHANGES IN KEY CHARACTERISTICS

ICE BofA Euro Government Bond Index	Jun Index 6/16/2020	Jun Index 5/31/2010
Face Value (in mn. Euro)	5,981,823	3,851,138
Effective Yield	0.13	2.82
Effective Duration	8.42	6.40
Composite Rating	A1	AA1

Chart 3: Source: Bloomberg, Bank of America, as of June 2020

REAL MONEY INVESTOR STRATEGIES IN A LOW-YIELD ENVIRONMENT



Bond portfolio allocation – “Active” portfolio manager behavior

- Growing relevance of unconstrained (absolute return, total return) and flexible fixed income investment strategies without narrow benchmarks in active bond portfolio management
- Evidence that portfolio managers increased the share for corporate bonds in fixed income and multi asset portfolios vs. government bonds and bonds issued by banks
- Negative “risk-free”-rates and lower historical volatility might have changed the “optimal” risk-return portfolio composition for aggregate fixed-income portfolios in favor of more “risky” asset classes
- Low incentive to invest in bonds with a foreseeable negative total return
- Sudden spikes in price volatility or an increase in the risk-free rate might lead to quick adjustments in the optimal portfolio composition
- VaR-Limits might enforce selling pressure further

ASSTET ALLOCATION - LESS GOVIES MORE CORPORATES

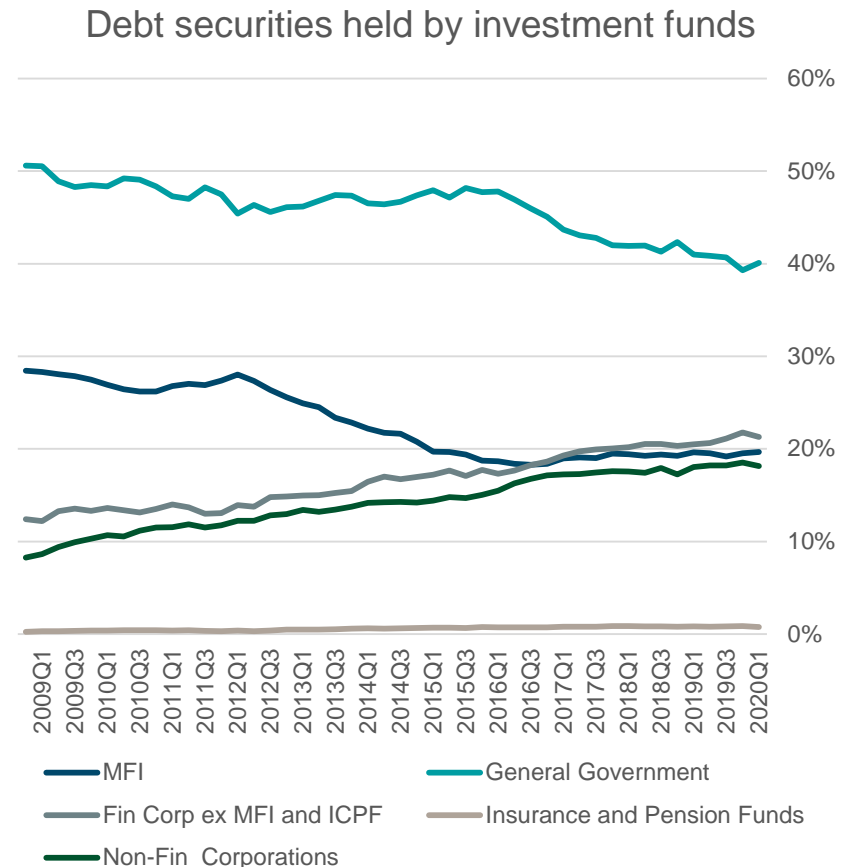


Chart 4: Source: ECB, DWS as of June 2020

REAL MONEY INVESTOR STRATEGIES IN A LOW-YIELD ENVIRONMENT



Topics to discuss

- Will the negative correlation between interest rates and flows in favor of more risky asset classes increase if “risk-free rates” turn negative across broad-based developed government markets ?
- Given that short dated government bond yields in major markets are negative or close to zero and the shape of the yield curve does not differ significantly, will this make cross country carry trades less attractive in the future?
- Is the phrase of growing “risk-appetite” correct or is the change in the allocation of fixed income portfolios over time a rationale adjustment to changes in monetary policy and lower market volatility (“optimal bond portfolio”)
- Is the changing composition of fixed income portfolios mainly driven by demand side factors (investor/ portfolio manager behavior, growing importance of ETFs)) or also by supply side factors (lower issuer ratings, changes in benchmark composition and benchmark duration)?
- How to adjust VaR-Limits for portfolios if liquidity & volatility shocks become more “typical” events in the current market structure? How to define adequate risk portfolio risk measures in a changing market environment?

IMPORTANT INFORMATION

EMEA



DWS IS THE BRAND NAME OF DWS GROUP GMBH & CO. KGAA AND ITS SUBSIDIARIES UNDER WHICH THEY OPERATE THEIR BUSINESS ACTIVITIES. THE RESPECTIVE LEGAL ENTITIES OFFERING PRODUCTS OR SERVICES UNDER THE DWS BRAND ARE SPECIFIED IN THE RESPECTIVE CONTRACTS, SALES MATERIALS AND OTHER PRODUCT INFORMATION DOCUMENTS. DWS, THROUGH DWS GROUP GMBH & CO. KGAA, ITS AFFILIATED COMPANIES AND ITS OFFICERS AND EMPLOYEES (COLLECTIVELY “DWS”) ARE COMMUNICATING THIS DOCUMENT IN GOOD FAITH AND ON THE FOLLOWING BASIS.

THIS DOCUMENT HAS BEEN PREPARED WITHOUT CONSIDERATION OF THE INVESTMENT NEEDS, OBJECTIVES OR FINANCIAL CIRCUMSTANCES OF ANY INVESTOR. BEFORE MAKING AN INVESTMENT DECISION, INVESTORS NEED TO CONSIDER, WITH OR WITHOUT THE ASSISTANCE OF AN INVESTMENT ADVISER, WHETHER THE INVESTMENTS AND STRATEGIES DESCRIBED OR PROVIDED BY DWS GROUP, ARE APPROPRIATE, IN LIGHT OF THEIR PARTICULAR INVESTMENT NEEDS, OBJECTIVES AND FINANCIAL CIRCUMSTANCES. FURTHERMORE, THIS DOCUMENT IS FOR INFORMATION/DISCUSSION PURPOSES ONLY AND DOES NOT CONSTITUTE AN OFFER, RECOMMENDATION OR SOLICITATION TO CONCLUDE A TRANSACTION AND SHOULD NOT BE TREATED AS GIVING INVESTMENT ADVICE.

THE DOCUMENT WAS NOT PRODUCED, REVIEWED OR EDITED BY ANY RESEARCH DEPARTMENT WITHIN DWS AND IS NOT INVESTMENT RESEARCH. THEREFORE, LAWS AND REGULATIONS RELATING TO INVESTMENT RESEARCH DO NOT APPLY TO IT. ANY OPINIONS EXPRESSED HEREIN MAY DIFFER FROM THE OPINIONS EXPRESSED BY OTHER LEGAL ENTITIES OF DWS OR THEIR DEPARTMENTS INCLUDING RESEARCH DEPARTMENTS.

THE INFORMATION CONTAINED IN THIS DOCUMENT DOES NOT CONSTITUTE A FINANCIAL ANALYSIS BUT QUALIFIES AS MARKETING COMMUNICATION. THIS MARKETING COMMUNICATION IS NEITHER SUBJECT TO ALL LEGAL PROVISIONS ENSURING THE IMPARTIALITY OF FINANCIAL ANALYSIS NOR TO ANY PROHIBITION ON TRADING PRIOR TO THE PUBLICATION OF FINANCIAL ANALYSES.

THIS DOCUMENT CONTAINS FORWARD LOOKING STATEMENTS. FORWARD LOOKING STATEMENTS INCLUDE, BUT ARE NOT LIMITED TO ASSUMPTIONS, ESTIMATES, PROJECTIONS, OPINIONS, MODELS AND HYPOTHETICAL PERFORMANCE ANALYSIS. THE FORWARD LOOKING STATEMENTS EXPRESSED CONSTITUTE THE AUTHOR’S JUDGMENT AS OF THE DATE OF THIS DOCUMENT. FORWARD LOOKING STATEMENTS INVOLVE SIGNIFICANT ELEMENTS OF SUBJECTIVE JUDGMENTS AND ANALYSES AND CHANGES THERETO AND/ OR CONSIDERATION OF DIFFERENT OR ADDITIONAL FACTORS COULD HAVE A MATERIAL IMPACT ON THE RESULTS INDICATED. THEREFORE, ACTUAL RESULTS MAY VARY, PERHAPS MATERIALLY, FROM THE RESULTS CONTAINED HEREIN. NO REPRESENTATION OR WARRANTY IS MADE BY DWS AS TO THE REASONABLENESS OR COMPLETENESS OF SUCH FORWARD LOOKING STATEMENTS OR TO ANY OTHER FINANCIAL INFORMATION CONTAINED IN THIS DOCUMENT. PAST PERFORMANCE IS NOT GUARANTEE OF FUTURE RESULTS.

WE HAVE GATHERED THE INFORMATION CONTAINED IN THIS DOCUMENT FROM SOURCES WE BELIEVE TO BE RELIABLE; BUT WE DO NOT GUARANTEE THE ACCURACY, COMPLETENESS OR FAIRNESS OF SUCH INFORMATION. ALL THIRD PARTY DATA ARE COPYRIGHTED BY AND PROPRIETARY TO THE PROVIDER. DWS HAS NO OBLIGATION TO UPDATE, MODIFY OR AMEND THIS DOCUMENT OR TO OTHERWISE NOTIFY THE RECIPIENT IN THE EVENT THAT ANY MATTER STATED HEREIN, OR ANY OPINION, PROJECTION, FORECAST OR ESTIMATE SET FORTH HEREIN, CHANGES OR SUBSEQUENTLY BECOMES INACCURATE.

INVESTMENTS ARE SUBJECT TO VARIOUS RISKS, INCLUDING MARKET FLUCTUATIONS, REGULATORY CHANGE, POSSIBLE DELAYS IN REPAYMENT AND LOSS OF INCOME AND PRINCIPAL INVESTED. THE VALUE OF INVESTMENTS CAN FALL AS WELL AS RISE AND YOU MIGHT NOT GET BACK THE AMOUNT ORIGINALLY INVESTED AT ANY POINT IN TIME. FURTHERMORE, SUBSTANTIAL FLUCTUATIONS OF THE VALUE OF ANY INVESTMENT ARE POSSIBLE EVEN OVER SHORT PERIODS OF TIME. THE TERMS OF ANY INVESTMENT WILL BE EXCLUSIVELY SUBJECT TO THE DETAILED PROVISIONS, INCLUDING RISK CONSIDERATIONS, CONTAINED IN THE OFFERING DOCUMENTS. WHEN MAKING AN INVESTMENT DECISION, YOU SHOULD RELY ON THE FINAL DOCUMENTATION RELATING TO ANY TRANSACTION.

NO LIABILITY FOR ANY ERROR OR OMISSION IS ACCEPTED BY DWS. OPINIONS AND ESTIMATES MAY BE CHANGED WITHOUT NOTICE AND INVOLVE A NUMBER OF ASSUMPTIONS WHICH MAY NOT PROVE VALID. DWS OR PERSONS ASSOCIATED WITH IT MAY (I) MAINTAIN A LONG OR SHORT POSITION IN SECURITIES REFERRED TO HEREIN, OR IN RELATED FUTURES OR OPTIONS, AND (II) PURCHASE OR SELL, MAKE A MARKET IN, OR ENGAGE IN ANY OTHER TRANSACTION INVOLVING SUCH SECURITIES, AND EARN BROKERAGE OR OTHER COMPENSATION.

IMPORTANT INFORMATION



EMEA

DWS DOES NOT GIVE TAXATION OR LEGAL ADVICE. PROSPECTIVE INVESTORS SHOULD SEEK ADVICE FROM THEIR OWN TAXATION AGENTS AND LAWYERS REGARDING THE TAX CONSEQUENCES ON THE PURCHASE, OWNERSHIP, DISPOSAL, REDEMPTION OR TRANSFER OF THE INVESTMENTS AND STRATEGIES SUGGESTED BY DWS. THE RELEVANT TAX LAWS OR REGULATIONS OF THE TAX AUTHORITIES MAY CHANGE AT ANY TIME. DWS IS NOT RESPONSIBLE FOR AND HAS NO OBLIGATION WITH RESPECT TO ANY TAX IMPLICATIONS ON THE INVESTMENT SUGGESTED.

THIS DOCUMENT MAY NOT BE REPRODUCED OR CIRCULATED WITHOUT DWS WRITTEN AUTHORITY. THE MANNER OF CIRCULATION AND DISTRIBUTION OF THIS DOCUMENT MAY BE RESTRICTED BY LAW OR REGULATION IN CERTAIN COUNTRIES, INCLUDING THE UNITED STATES.

THIS DOCUMENT IS NOT DIRECTED TO, OR INTENDED FOR DISTRIBUTION TO OR USE BY, ANY PERSON OR ENTITY WHO IS A CITIZEN OR RESIDENT OF OR LOCATED IN ANY LOCALITY, STATE, COUNTRY OR OTHER JURISDICTION, INCLUDING THE UNITED STATES, WHERE SUCH DISTRIBUTION, PUBLICATION, AVAILABILITY OR USE WOULD BE CONTRARY TO LAW OR REGULATION OR WHICH WOULD SUBJECT DWS TO ANY REGISTRATION OR LICENSING REQUIREMENT WITHIN SUCH JURISDICTION NOT CURRENTLY MET WITHIN SUCH JURISDICTION. PERSONS INTO WHOSE POSSESSION THIS DOCUMENT MAY COME ARE REQUIRED TO INFORM THEMSELVES OF, AND TO OBSERVE, SUCH RESTRICTIONS.

(END OF DISCLAIMER)

IF GERMANY IS INVOLVED, PLEASE USE THE CORRESPONDING GERMAN LEGAL ENTITY THAT APPLIES ON EACH CASE (ONLY ONE MAY BE USED)

NOTE: CIO AND PORTFOLIO MANAGEMENT RELATED AREAS ARE TYPICALLY UNDER DWS INVESTMENT GMBH, HOWEVER, GCG AND MARKETING RELATED AREAS ARE TYPICALLY UNDER DWS INTERNATIONAL GMBH.

© 2020 DWS INTERNATIONAL GMBH /DWS INVESTMENT GMBH

IF UK IS INVOLVED, PLEASE ADD TO THE DISCLAIMER ABOVE

ISSUED IN THE UK BY DWS INVESTMENTS UK LIMITED WHICH IS AUTHORISED AND REGULATED BY THE FINANCIAL CONDUCT AUTHORITY (REFERENCE NUMBER 429806).

© 2020 DWS INVESTMENTS UK LIMITED

IF ANY APAC COUNTRY IS INVOLVED, PLEASE ADD ALL THE BELOW TO THE DISCLAIMER ABOVE:

IN HONG KONG, THIS DOCUMENT IS ISSUED BY DWS INVESTMENTS HONG KONG LIMITED AND THE CONTENT OF THIS DOCUMENT HAS NOT BEEN REVIEWED BY THE SECURITIES AND FUTURES COMMISSION.

© 2020 DWS INVESTMENTS HONG KONG LIMITED

IN SINGAPORE, THIS DOCUMENT IS ISSUED BY DWS INVESTMENTS SINGAPORE LIMITED AND THE CONTENT OF THIS DOCUMENT HAS NOT BEEN REVIEWED BY THE MONETARY AUTHORITY OF SINGAPORE.

© 2020 DWS INVESTMENTS SINGAPORE LIMITED

IN AUSTRALIA, THIS DOCUMENT IS ISSUED BY DWS INVESTMENTS AUSTRALIA LIMITED (ABN: 52 074 599 401) (AFSL 499640) AND THE CONTENT OF THIS DOCUMENT HAS NOT BEEN REVIEWED BY THE AUSTRALIAN SECURITIES INVESTMENT COMMISSION.

© 2020 DWS INVESTMENTS AUSTRALIA LIMITED