

Bond Market Outlook

ECB Bond Market Contact Group, 25th June 2020

Zoeb Sachee

Head of Euro Linear Rates Trading

zoeb.sachee@citi.com

+44 20 7986 9340

1. Macro, Liquidity, EGBs and € Credit

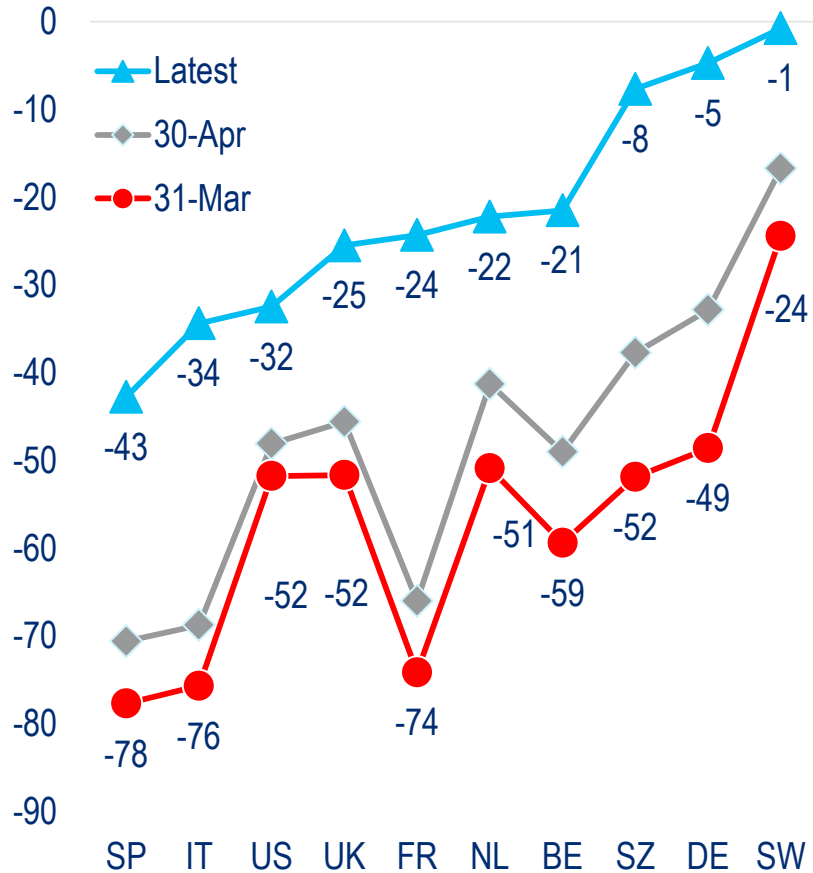
2. The EU as a major issuer

Economic Activity Rebounding Slowly After Shutdown

Mobility trends showing steady improvement. Some are almost back to pre Covid-19 levels, others still far behind. Largest (smallest) delta is Germany (US). Sentiment remains very fragile, implying large GDP hit

Google and Apple Mobility Trends

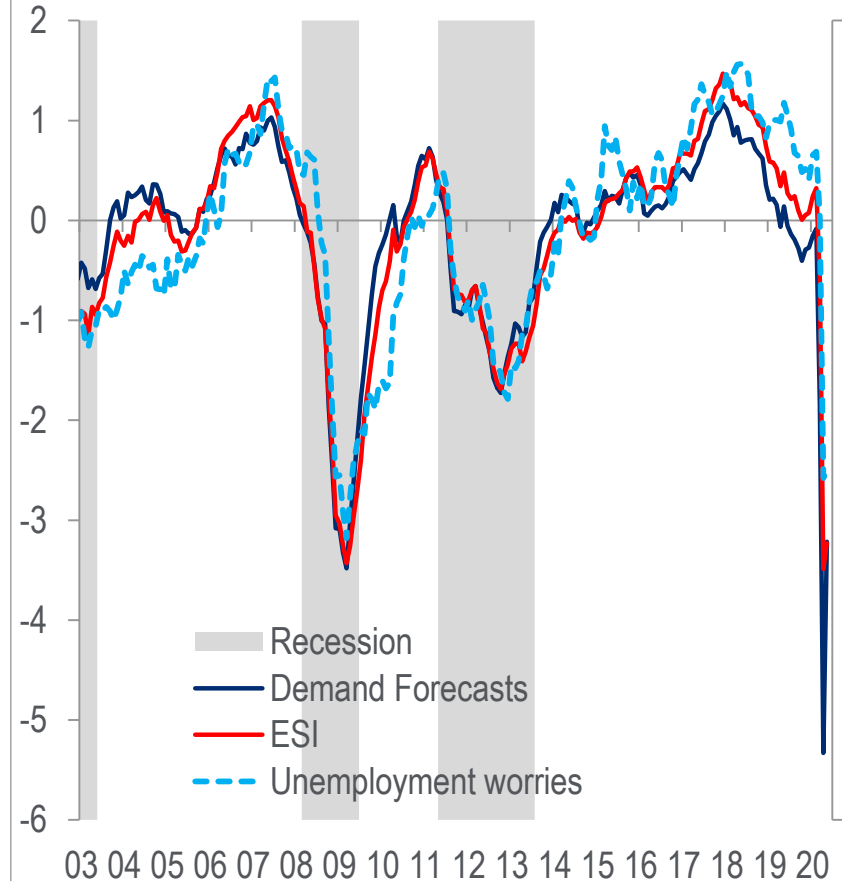
(% Change from Pre-COVID-19 Levels), Jan-20 to Jun-20)



Sources: Google, Apple and Citi Research

ESI, Demand Forecasts and Unemployment Worries

(Standard deviation from long-term average, Jan-02 to May-20)



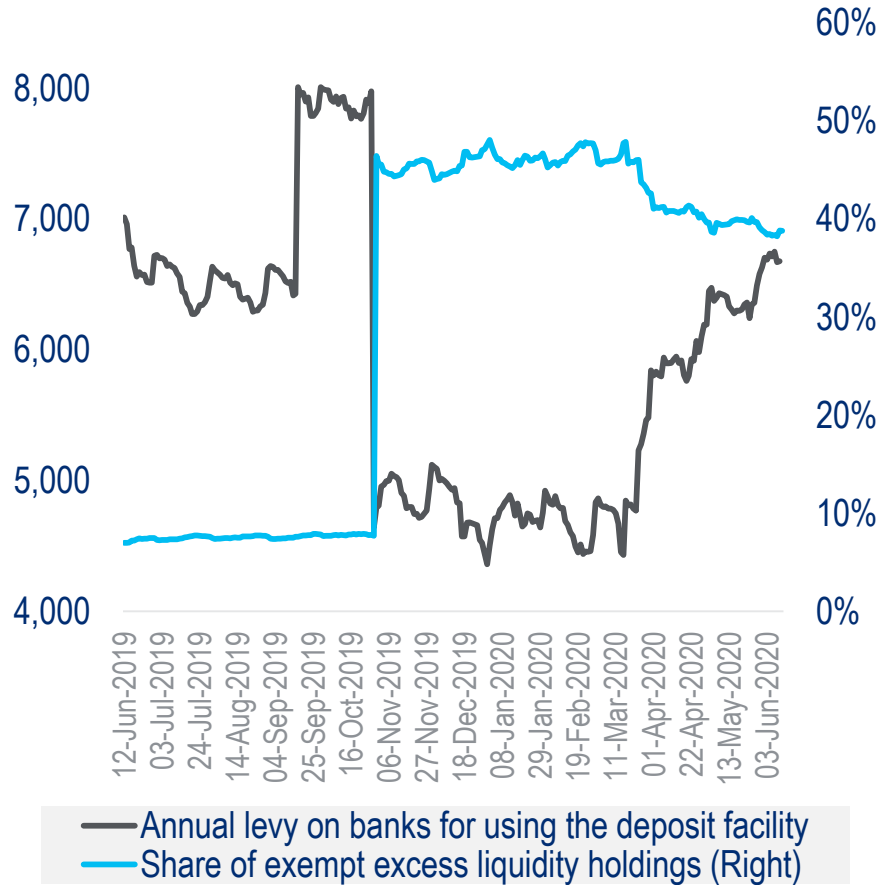
Sources: European Commission, Eurostat and |Citi Research

ECB Involvement Remains Essential to Support the Upswing

Excess liquidity rising steadily, soon requiring hike in tiering multiplier. With 2022 HICP forecasts for 2022 at record lows, asset purchases must continue beyond Jun-21, pointing to another upscaling of PEPP by year-end.

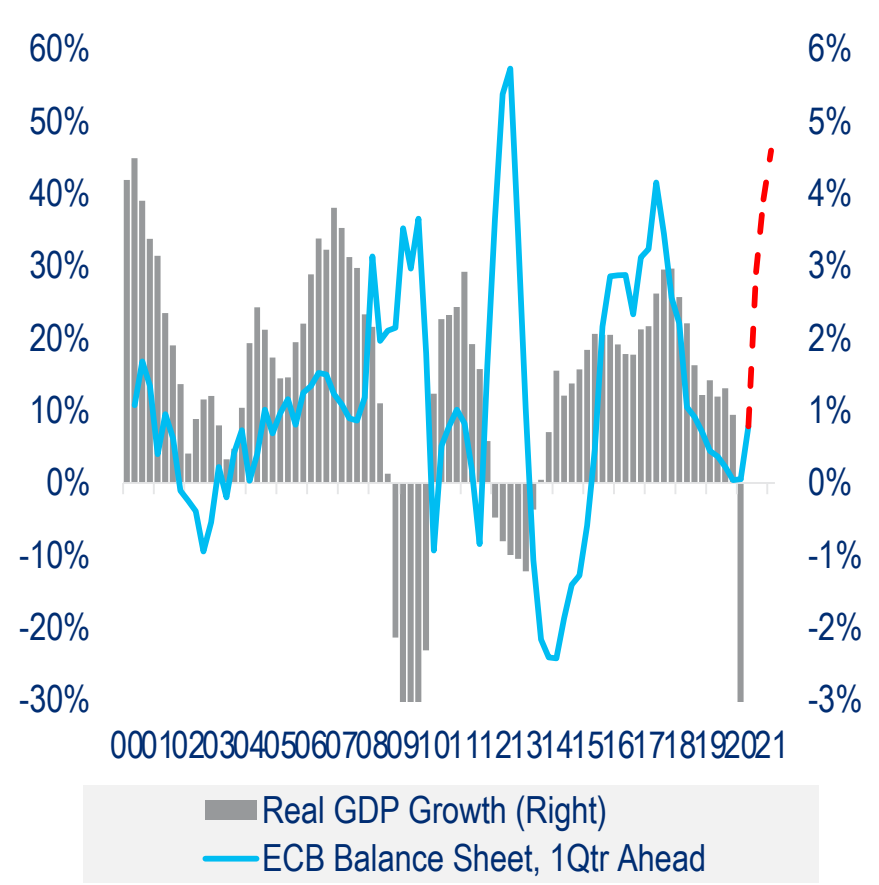
Eurosystem – Excess Liquidity & Implied Annual Levy

(EUR Millions and Share of exempt excess liquidity holdings, Jun-19 to Jun-20)



Euro area – Real GDP and Eurosystem Balance Sheet

(% YY , 2000-2020)



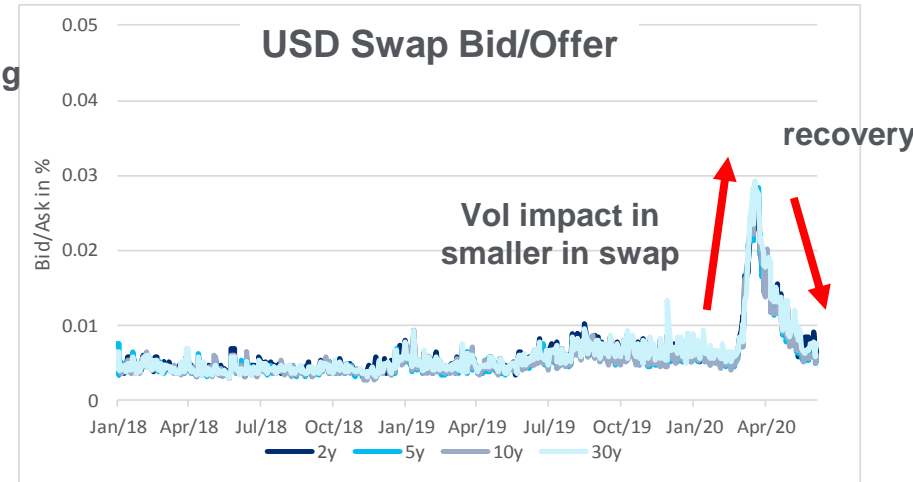
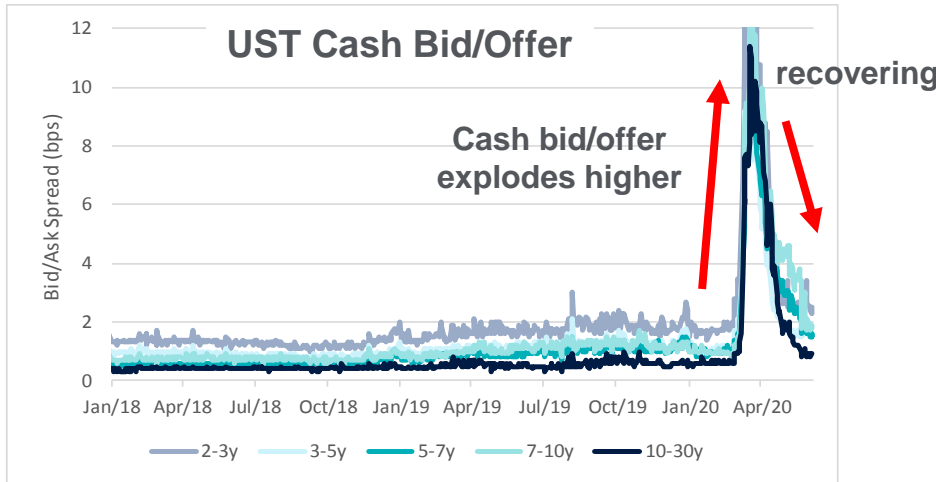
Sources: European Central Bank and Citi Research

Sources: European Central Bank and Citi Research

US Drives Liquidity Meltdown ... and Recovery...

Into the March volatility shock market function was significantly tested in US treasuries

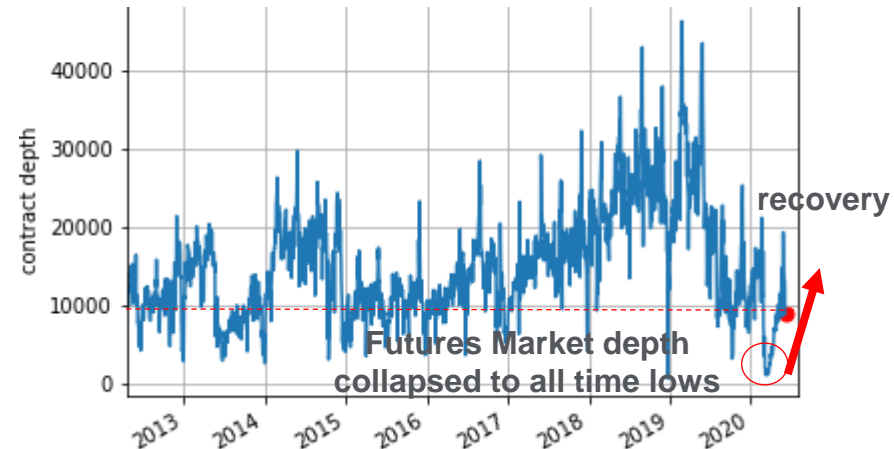
- with UST cash liquidity collapsing (broker bids/ask widening by x10) ...
- swap bid/offer widening, collapse in future market depth and a spike in impact execution cost
- ... but on FED support, liquidity is recovering



Cost to Execute in UST 10y Futures



Market Depth in 10y TY UST Futures

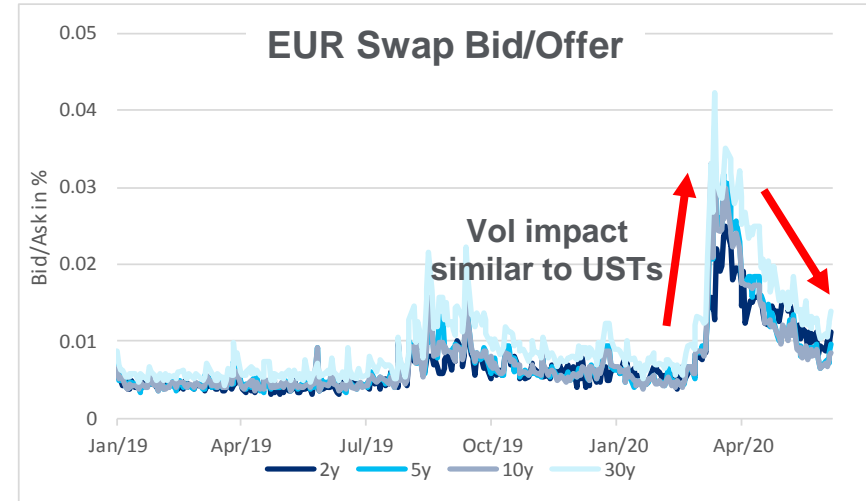
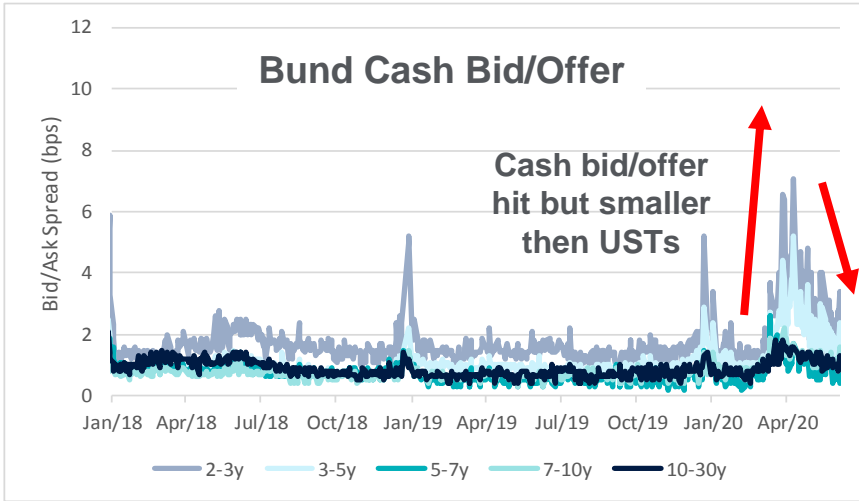


Source: Citi Research. As of close 12June20.

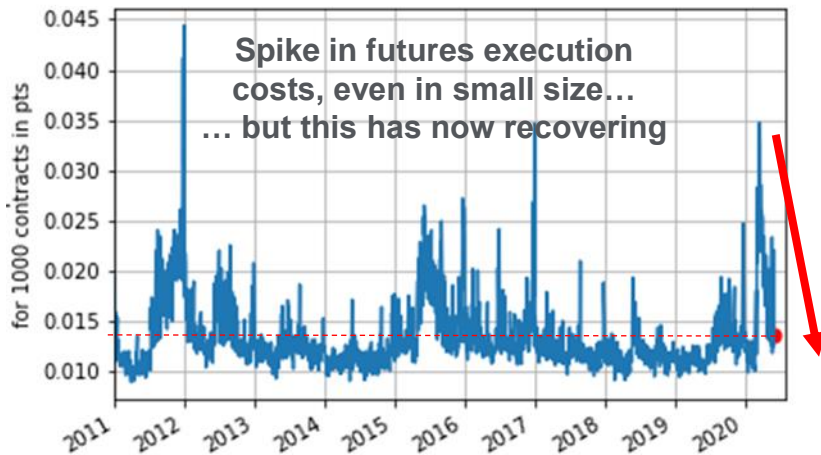
... Bunds Liquidity Follows USTs ...

Bunds liquidity was also hit into the March volatility shock, but to a lesser extent...

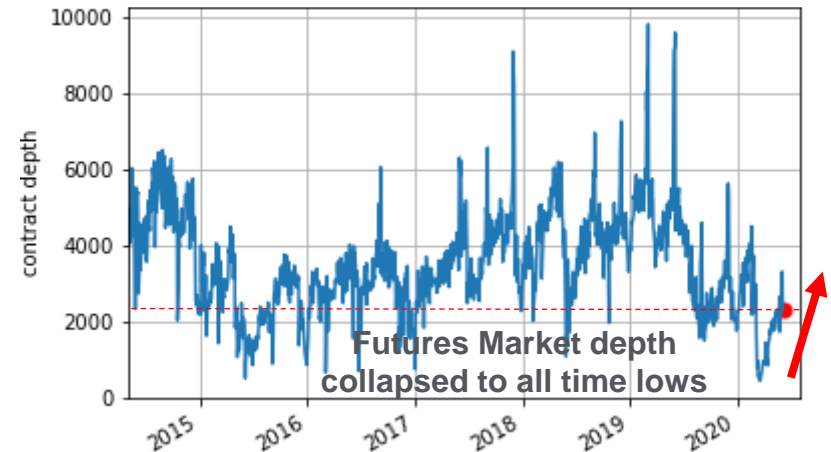
- Cash bid/offer widened but not to the levels seen in USTs
- But swaps, futures similarly impacted with spike in costs and collapse in depth



Cost to Execute in Bund 10y Futures



Market Depth in 10y Bund Futures



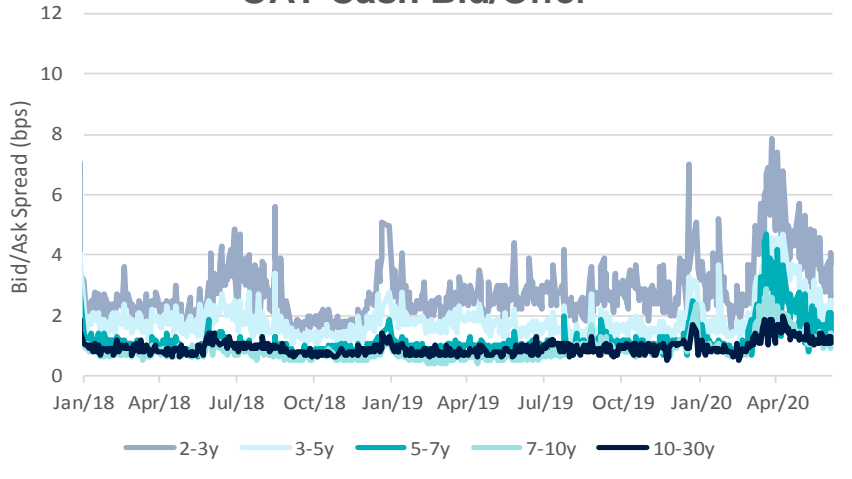
Source: Citi Research. As of close 12June20.

... and EGB Contagion

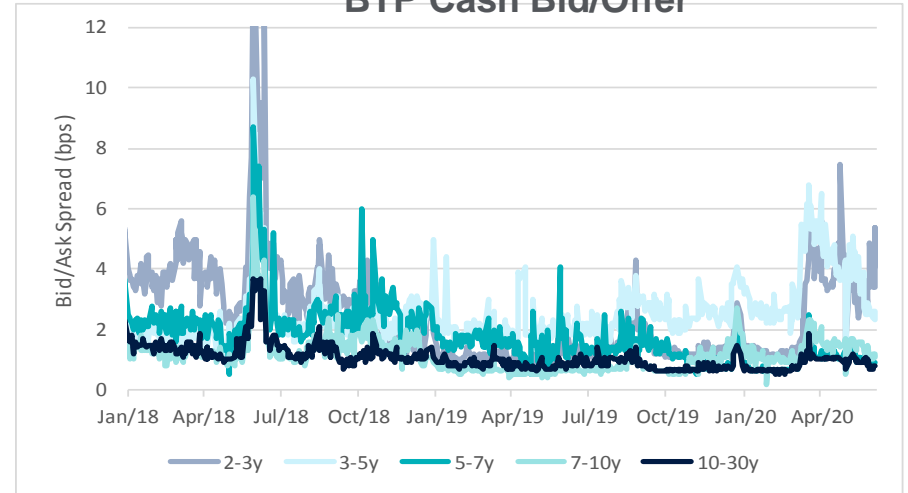
In EGB core markets (OATs) liquidity dynamics followed Bunds...

... with wider cash bids/offer, collapse in order book depth and spike in execution costs ... which are recovering
While in periphery markets (BTPs) bid/offers still raised at the short end and market function still impaired

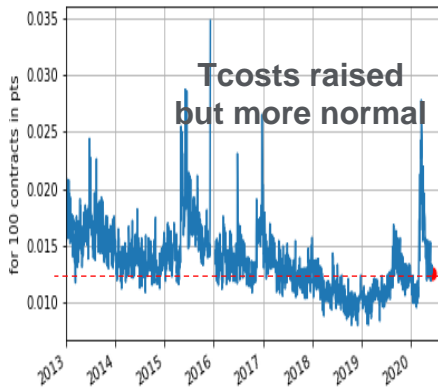
OAT Cash Bid/Offer



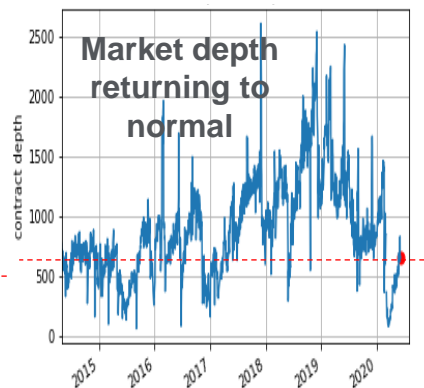
BTP Cash Bid/Offer



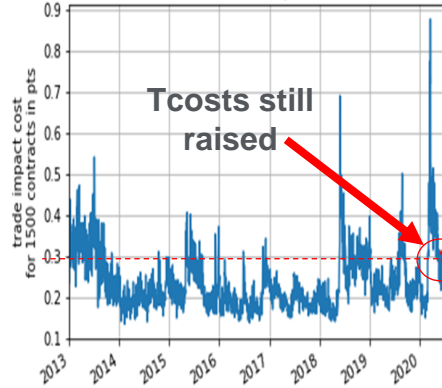
Trade Impact OAT



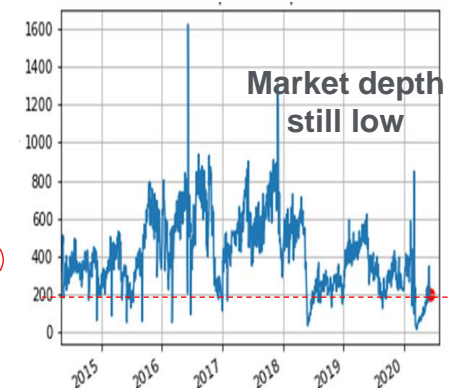
Market Depth OAT



Trade Impact BTP

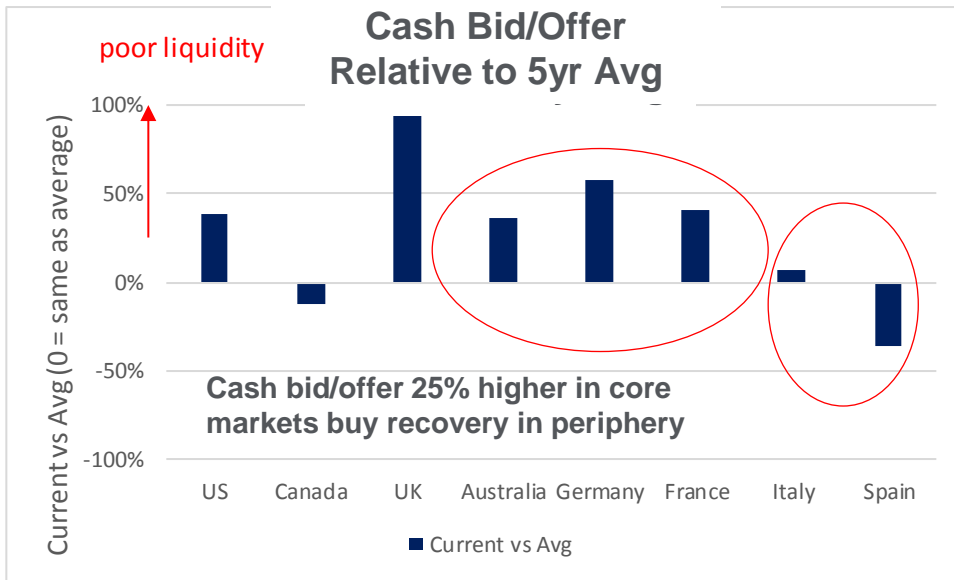


Market Depth BTP

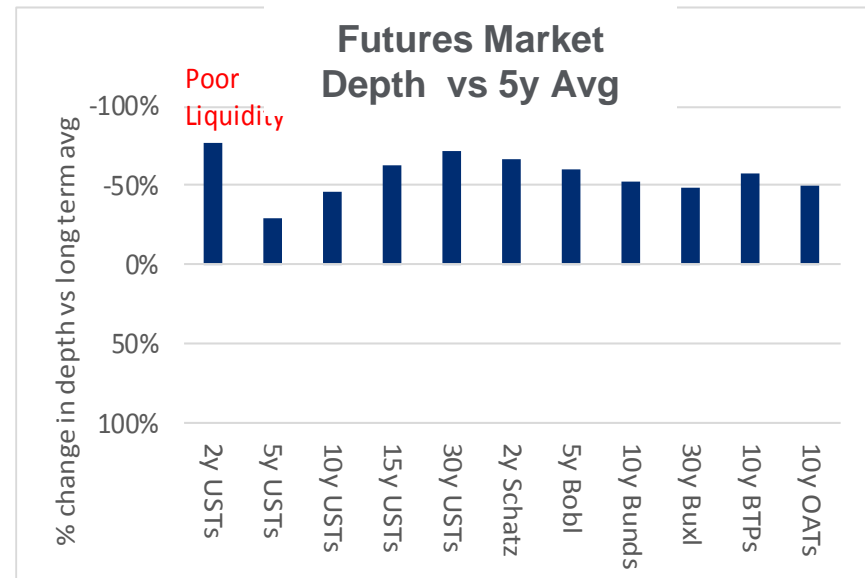
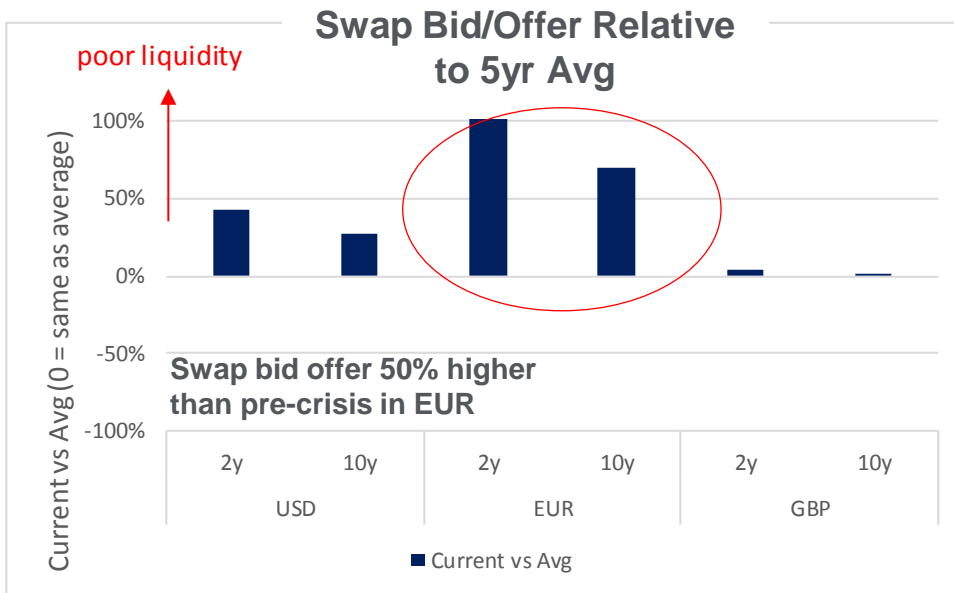


Source: Citi Research. As of close 12June20.

Recovery Yes... Fully Recovered... Not Yet



- Market depth has dramatically recovered from the market lows, with a rapid tightening of bid/offers and reduction in transaction costs over the last 2 months ... but market function has not fully recovered
 - Cash bid/offers still 25% higher than pre-crisis in core markets, swap bid/offer
 - Swap bid/offer still 50% higher than pre-crisis
 - And futures depth 50% lower than the historical average across global contracts.

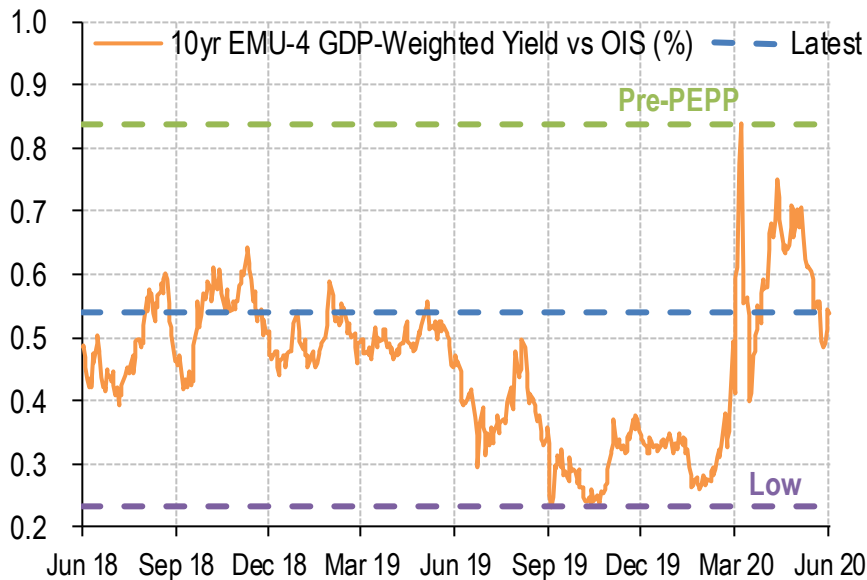


Source: Citi Research. As of close 12June20.

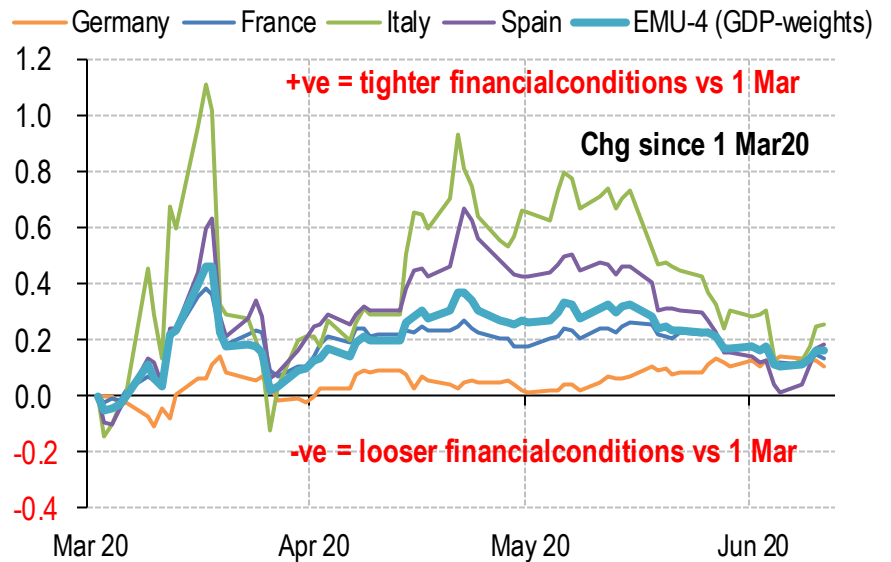
EGBs as a guide to financial conditions

The ECB monitors GDP-weighted EGB yields as an indicator of financial conditions. Some of the recent loosening – thanks to lower periphery yields – has been offset by rising Bund yields vs OIS.

EMU-4 GDP-weighted EGB yield vs OIS



Periphery volatility driving average conditions, but Bund cheapening playing a role more recently



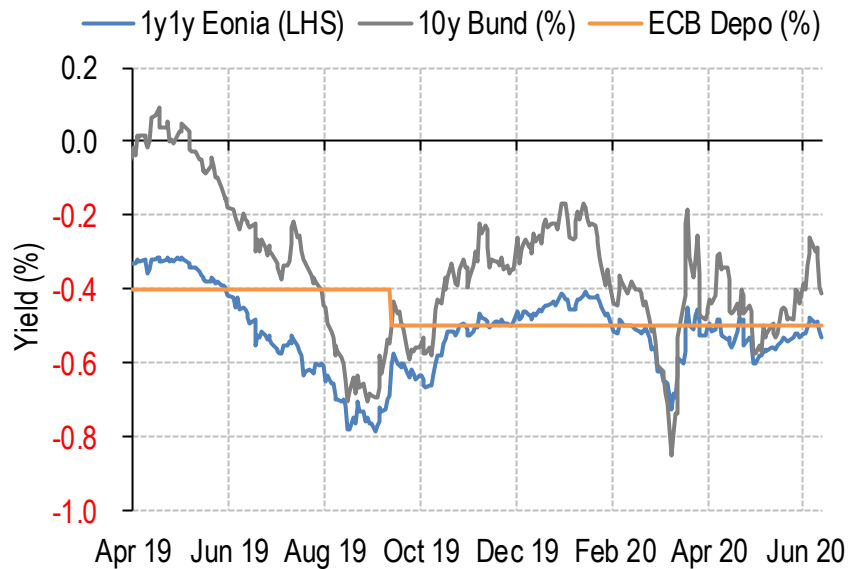
Source: Citi Research, Bloomberg. As of close 11 June 20.

Financial conditions still tighter than pre-Covid, whereas the economic backdrop justifies looser

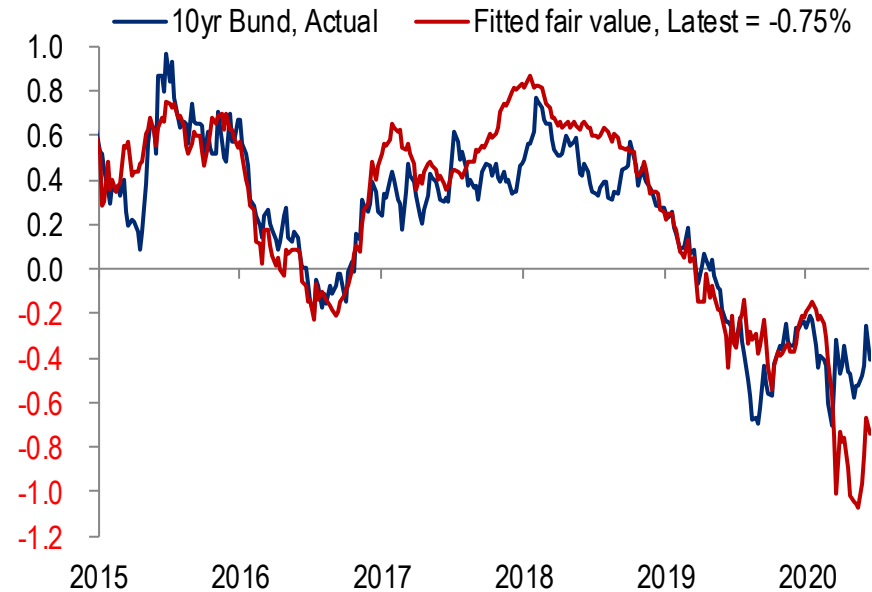
Bund outlook – 10yr yields likely to stay negative

10yr Bund yields are likely to remain negative and close to the depo rate given little prospect for policy normalisation. Higher issuance is likely to be easily absorbed given lack of risk-free assets.

Bund yields anchored close to depo rate



Citi Bund FV model: FV is lower on economic collapse: market is pricing recovery



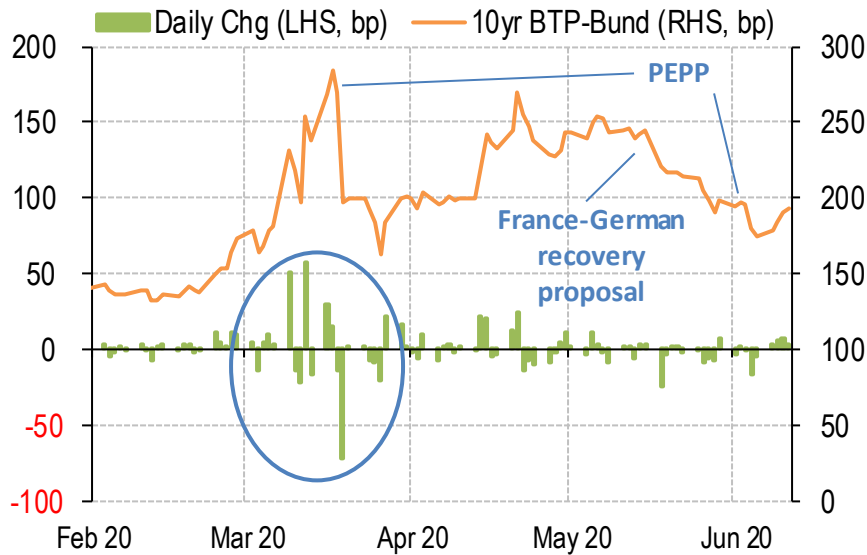
Source: Citi Research, Bloomberg. As of close 11 June 2020.

Never-normalisation themes make front-end rates the anchor for the long-end

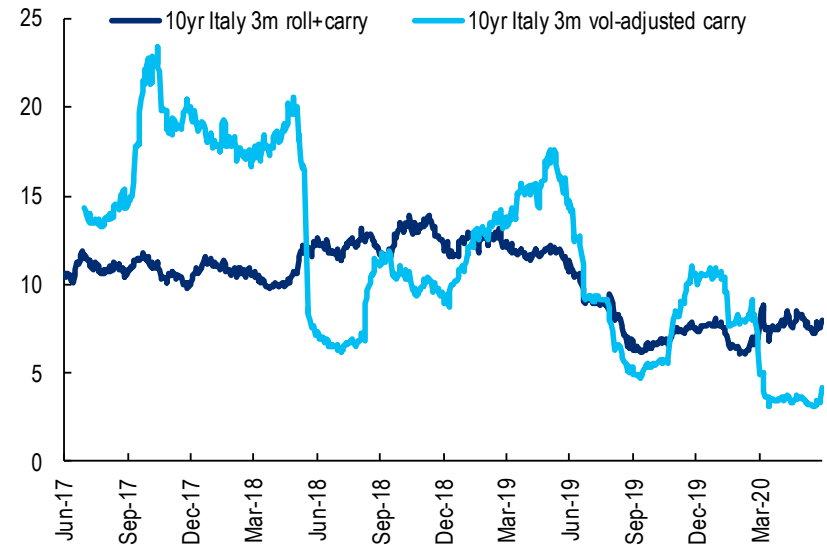
EMU spread outlook – stability ahead?

PEPP upsizing has added resilience to EMU spreads despite huge issuance pressure, but economic/debt fragility warns against further tightening. Spreads may settle into a new, wider range.

PEPP upsizing has added resilience, but EMU spread tightening may require fresh positive headlines



Vol-adjusted carry currently unattractive, but stability may bring back yield/carry-seekers



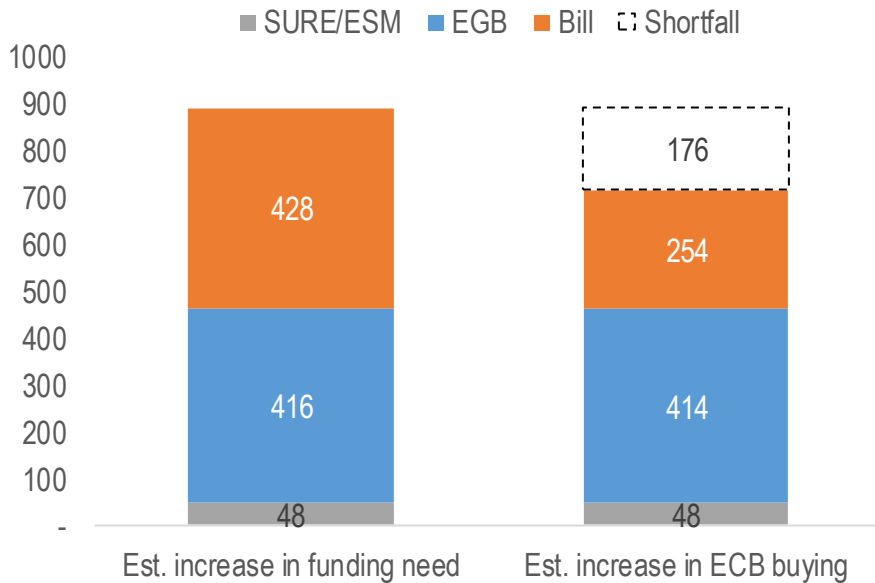
Source: Citi Research, Bloomberg. As of close 11 June 2020.

PEPP has added resilience to EMU spreads, but a new catalyst may be needed to drive further tightening

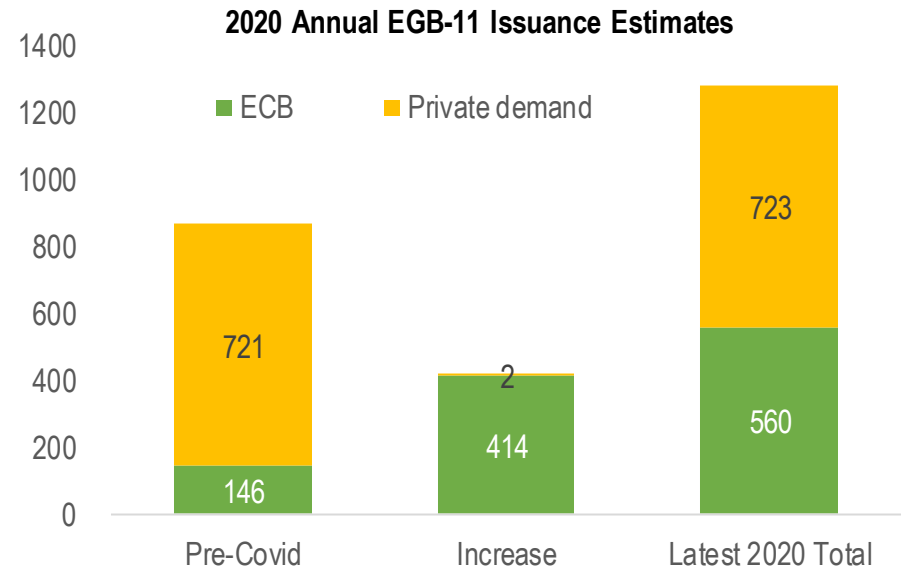
ECB buying soaking up the increase in EGB issuance

On our estimates for 2020, ECB buying won't fully offset the additional sovereign funding need, but looks well matched vs the EGB-funded portion

Increase in EMU-11 funding vs increase in ECB buying (Citi estimates)



2020 EGB issuance split between ECB and private demand (Citi estimates)

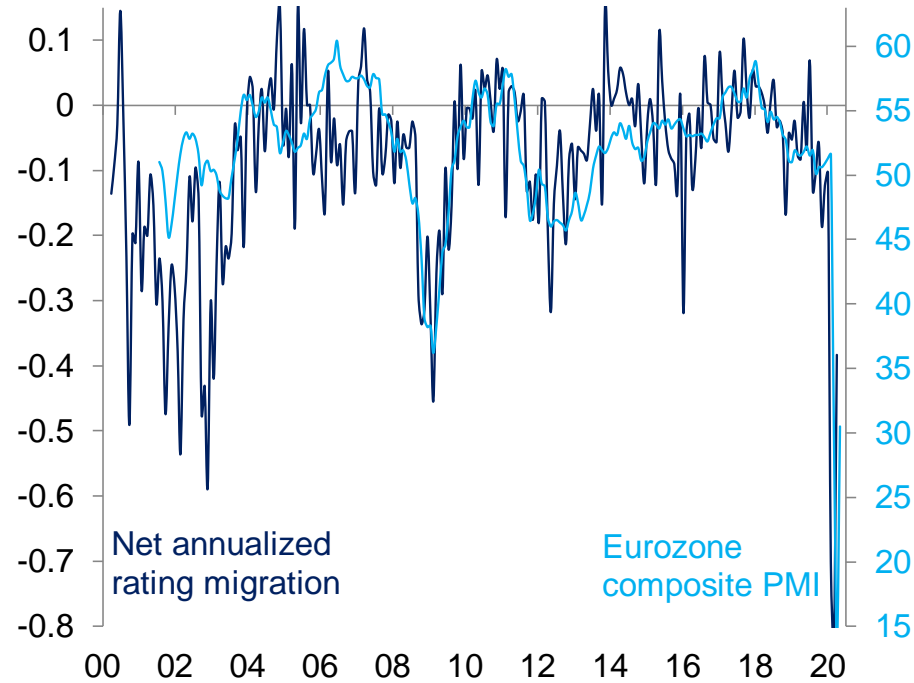


Source: Citi Research, DMOs, ECB.

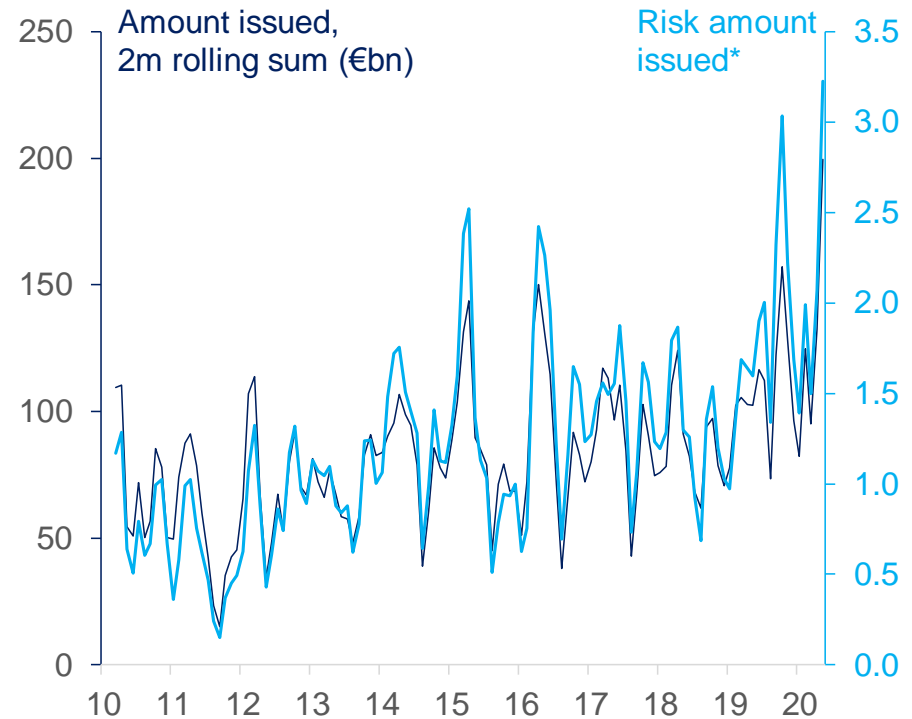
Required private demand for EGBs in 2020 similar to pre-Covid

€ Credit: Unprecedented rating migration & record issuance

Rating migration: improving but still very negative Record issuance – also in risk-adjusted terms
 European corporate rating migration vs Eurozone composite PMIs € IG & HY corporate bond issuance



Source: Citi Research, rating agencies, Bloomberg.



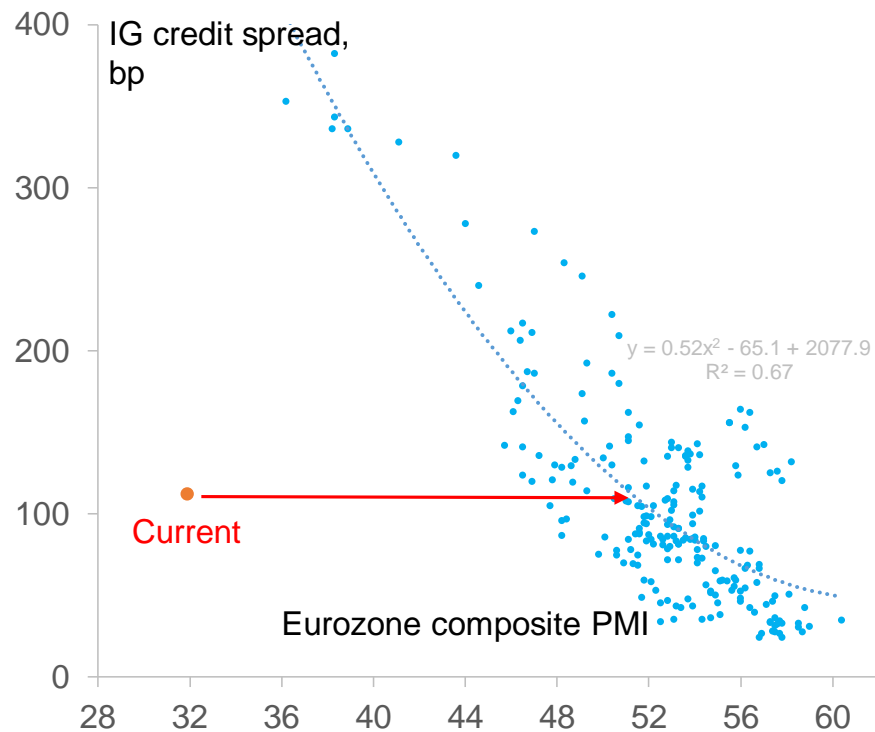
Source: Citi Research, Markit. *: [Amount issued] x [log of Weighted Average rating factor] x [Time to maturity]

Both fundamentals & supply technical have been unfavourable ...

€ Credit: “Crisis? What crisis?”

€ credit consistent with PMIs > 50

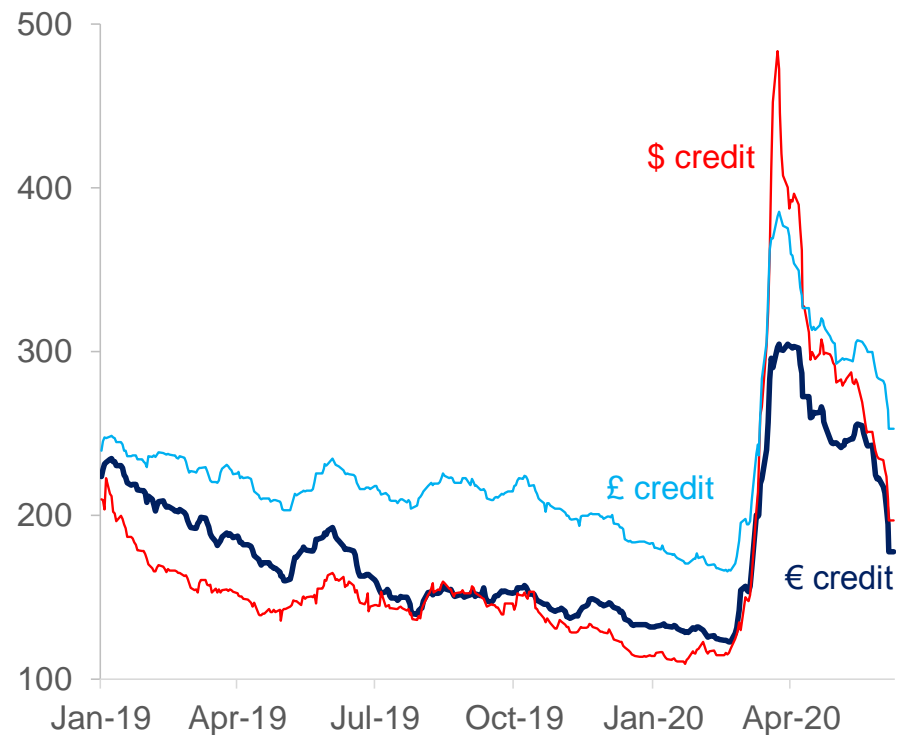
iBoxx € IG credit spread, bp, vs. Eurozone composite PMI



Source: Citi Research, Markit, Bloomberg.

€ credit outperforming

5-7 year BBB z-spread to gov't, bp



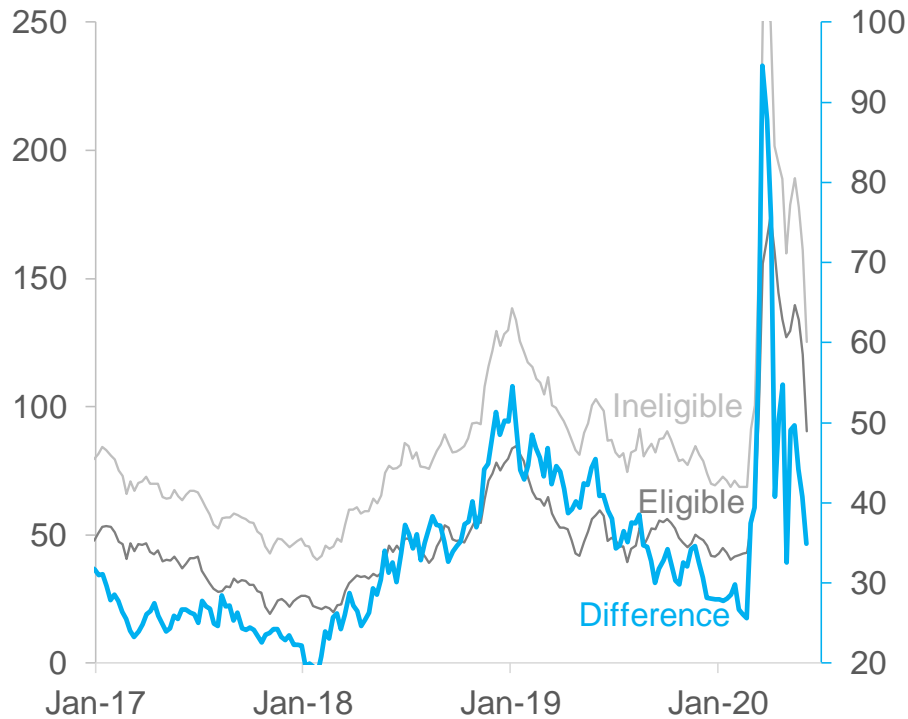
Source: Citi Research, Markit.

... yet credit is pricing out recession already

€ Credit: Low-quality is tighter in range than high-quality credit

CSPP is lifting all assets

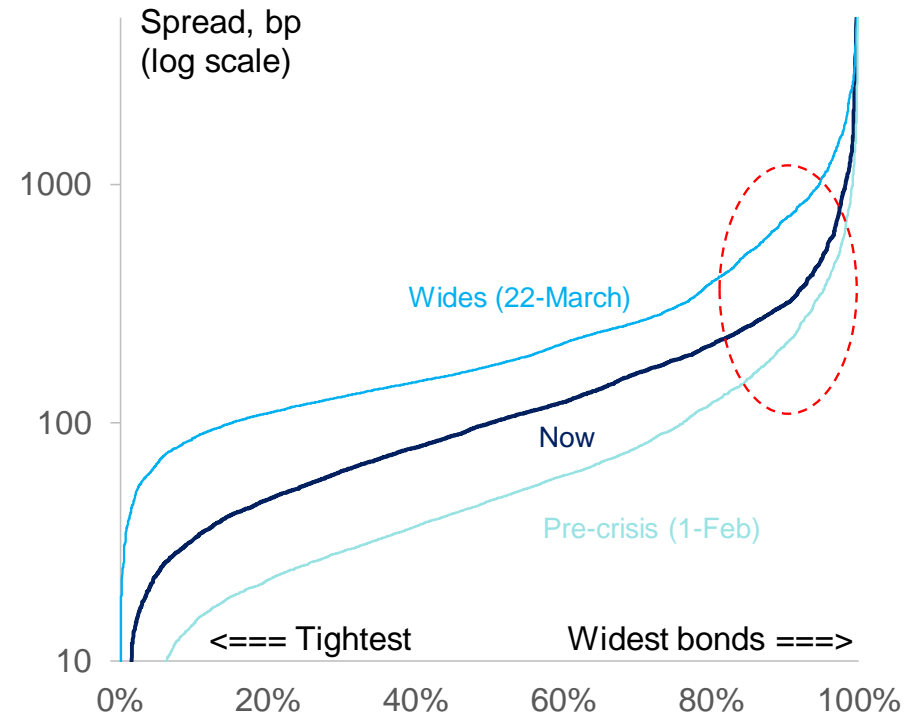
CSPP-eligible & ineligible asset spreads, bp



Source: Citi Research, Bloomberg.

Low-quality tighter in its range than HQ credit

iBoxx IG & HY spread by percentile, now, at wides and pre-crisis



Source: Citi Research, Bloomberg.

**Trickle-down still works but
indiscriminate buying is concerning**

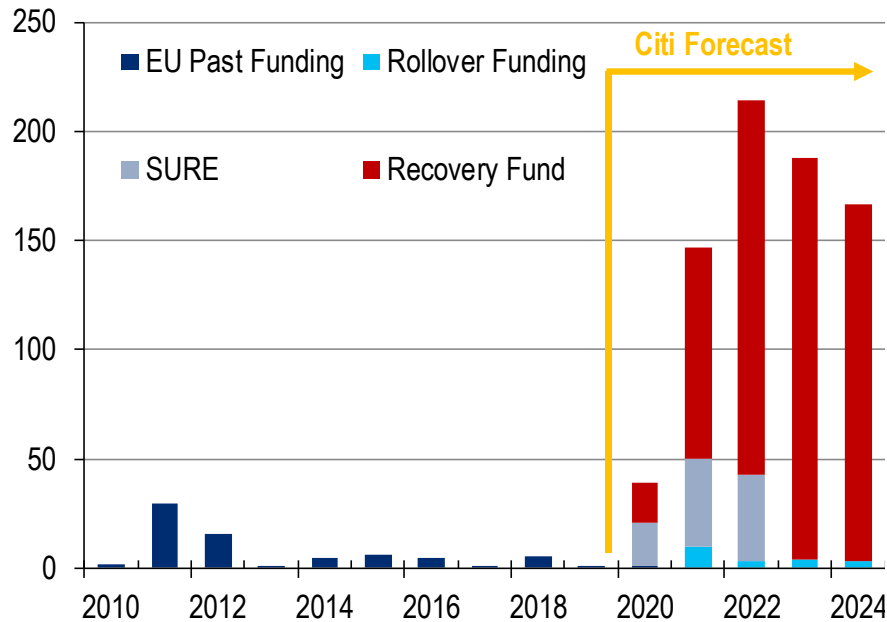
1. Macro, Liquidity, EGBs & € Credit

2. The EU as a major issuer

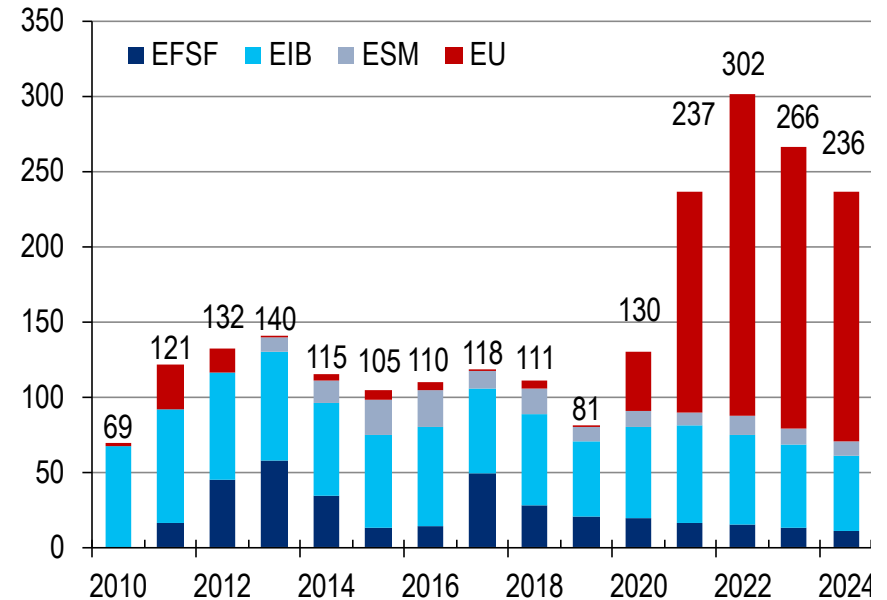
The EU may become a major player in euro high-grade markets

Financing SURE and the Recovery Fund imply EU issuance of up to €150bn in 2021 and nearly €230bn in 2022. The euro supra primary market will face a regime change amid the sheer volumes it faces.

Previous EU supply and expected funding needs until 2024, €bn



Gross supply of the Big-4 'E-names' in supra space and supply projections for the coming years, €bn



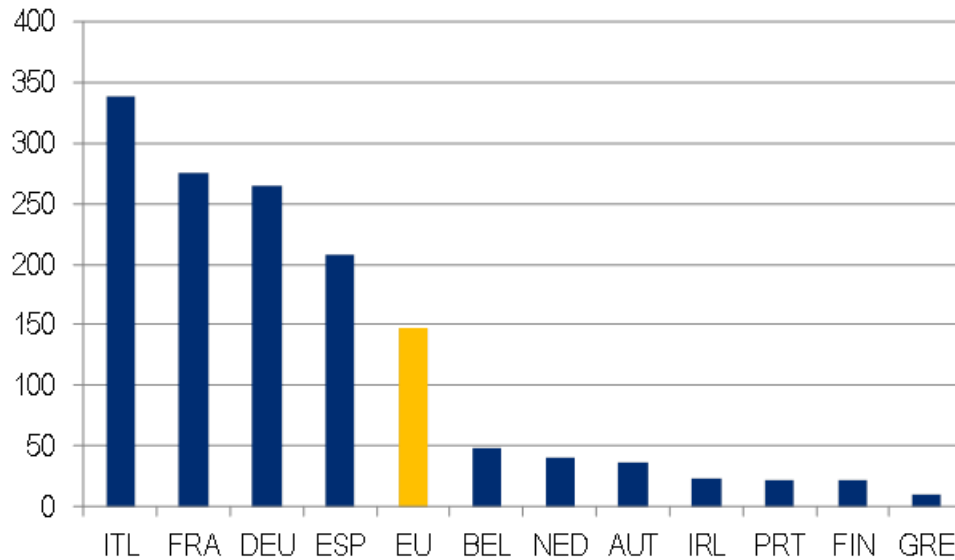
Source: Citi Research, ECB

Peak supra supply in 2022 will be more than 2x the volumes after the European debt crisis

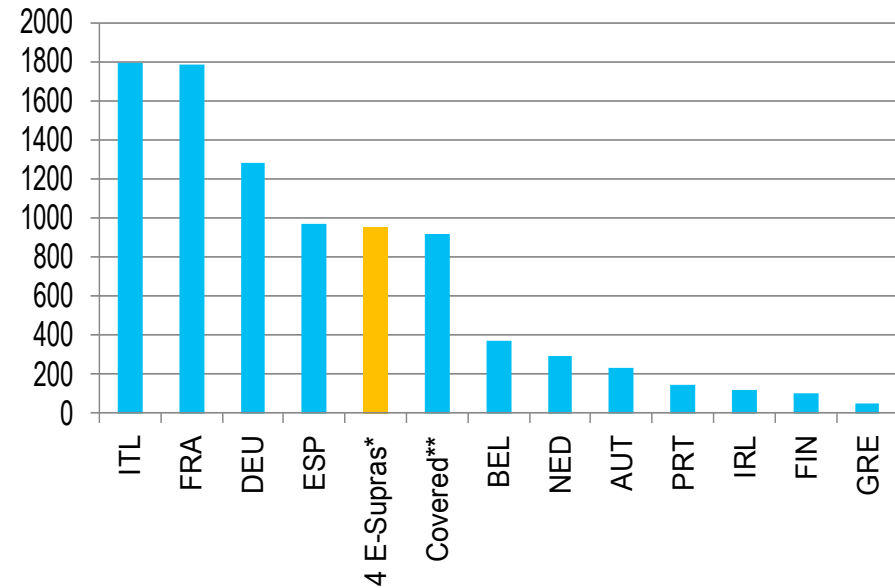
The EU may become a major player in euro high-grade markets

The EU will compete with major euro sovereigns for demand on high-grade bonds going forward. The volume outstanding of the four big 'E-names' will be similar to the Spanish sovereign bond market.

2020 gross bond supply projections of EMU-11 versus EU's 2021 supply expectations, €bn



Outstanding sovereign debt of EMU-11 countries (current volumes) versus outstanding volumes of the 4 E-supras in FY21, €bn



Source: Citi Research; *all currencies, ** euro benchmark bonds

The four big 'E-Names' could have outstanding debt of nearly €1tn at the end of 2021

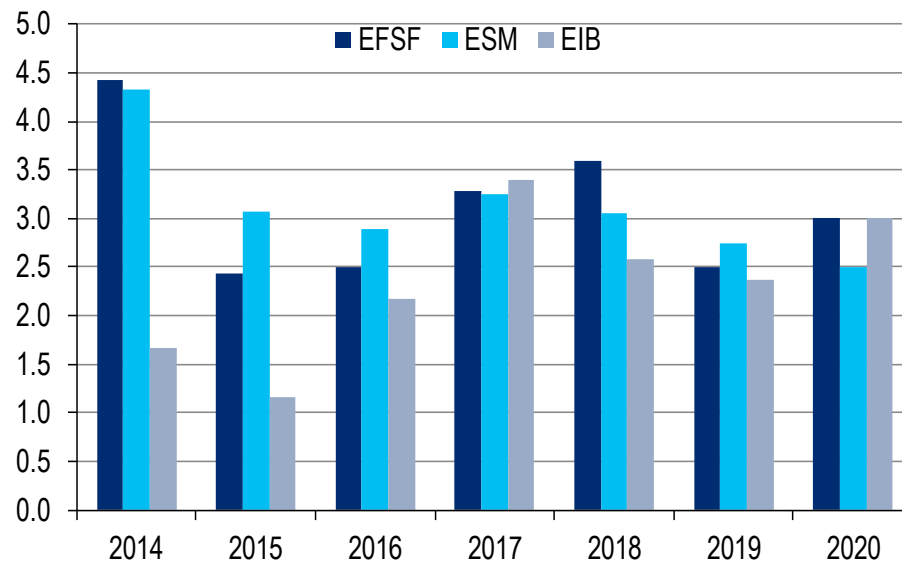
The EU may become a major player in euro high-grade markets

The EU will raise debt between 3 and 30 years. But many questions remain. Is auctioning more sensible than syndications? Does a multi-currency approach make sense? Will the EU conduct rate locking?

The euro supra curve is still near historically flat levels, supporting long-end EU issuance



Given the sheer volume of funding needs, the EU may have to issue much larger bonds than their peers in the past - or turn to auctions (average size of new euro benchmark bonds issued by peers)



Source: Citi Research. As of close 12Jun20.

Multi-currency and auction based funding may be appropriate for the EU primary market activity

Appendices

Citi Economic Forecasts Detailed Overview 2018-2021F

Uncertain forecast, uncertain future. Myriad of uncertainties surround the pace of recovery after economic re-opening. Cut of 0.5pp to global 2020 GDP forecast, adding 0.2pp to 2021, mainly driven by EMs.

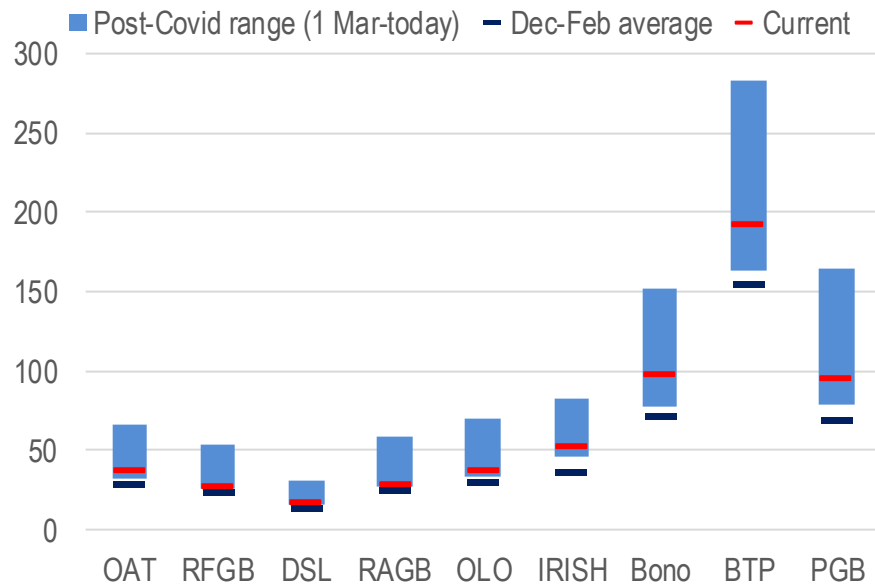
	GDP Growth				CPI Inflation			
	2018	2019F	2020F	2021F	2018	2019F	2020F	2021F
Global	3.2	2.7	-3.6	3.1	2.7	2.5	2.0	2.5
Advanced Economies	2.2	1.7	-5.4	5.2	1.9	1.3	0.7	1.6
United States	2.9	2.3	-3.3	4.1	2.1	1.4	0.9	2.0
Japan	0.3	0.7	-7.1	4.2	1.0	0.5	0.0	-0.1
Euro Area	1.9	1.2	-7.0	7.3	1.8	1.2	0.6	1.5
- Germany	1.5	0.6	-5.4	6.7	1.9	1.4	1.2	1.8
- France	1.7	1.3	-8.8	9.4	2.1	1.3	0.6	1.5
- Italy	0.7	0.3	-9.6	7.6	1.2	0.6	-0.1	0.9
- Spain	2.4	2.0	-9.3	9.0	1.7	0.8	-0.2	1.4
- Greece	1.9	1.9	-7.8	7.3	0.8	0.5	-0.2	0.4
- Portugal	2.6	2.2	-7.7	8.8	1.2	0.3	0.4	1.1
- Netherlands	2.5	1.8	-4.3	4.1	1.6	2.7	0.9	1.4
- Belgium	1.5	1.4	-5.7	6.2	2.3	1.3	0.6	1.7
Sweden	2.3	1.3	-5.5	5.8	2.1	1.7	0.3	1.5
Norway	2.5	2.4	-6.6	7.5	2.8	2.2	1.1	2.8
Switzerland	2.8	0.9	-5.6	4.1	0.9	0.4	-0.5	0.1
United Kingdom	1.3	1.4	-10.4	6.1	2.5	1.8	0.7	1.4
Emerging Markets	4.5	3.8	-1.3	6.3	3.8	4.0	3.7	3.6
China	6.7	6.1	2.4	8.2	2.1	2.9	3.2	2.2
Korea	2.7	2.0	0.2	3.1	1.5	0.4	0.5	1.4
India	6.1	4.7	-3.5	9.2	3.4	4.8	3.9	4.1
Poland	5.3	4.1	-5.0	3.8	1.6	2.3	3.0	1.6
Russia	2.5	1.3	-4.3	3.9	2.9	4.5	3.2	3.4
South Africa	0.8	0.2	-10.1	2.9	4.5	4.1	2.7	3.5
Brazil	1.3	1.1	-6.5	4.0	3.7	3.7	2.5	3.4

Sources: Citi Forecasts (20 May 2020)

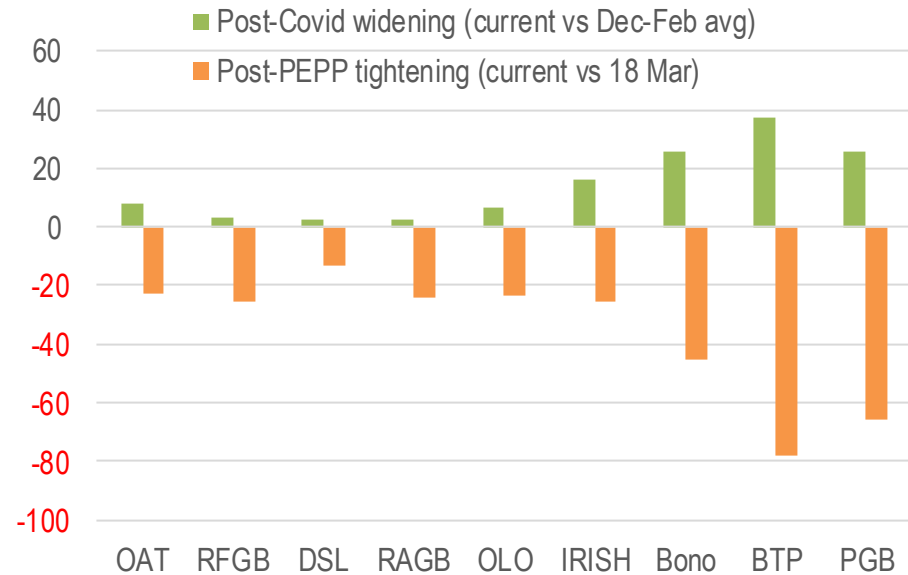
EMU spreads closer to pre-Covid than pre-PEPP

Core and semi-core spreads are within touching distance of pre-Covid averages. Periphery spreads are also closer to pre-Covid averages than the pre-PEPP wides.

10yr EMU spread barometer



EMU spreads: current vs pre-Covid and pre-PEPP



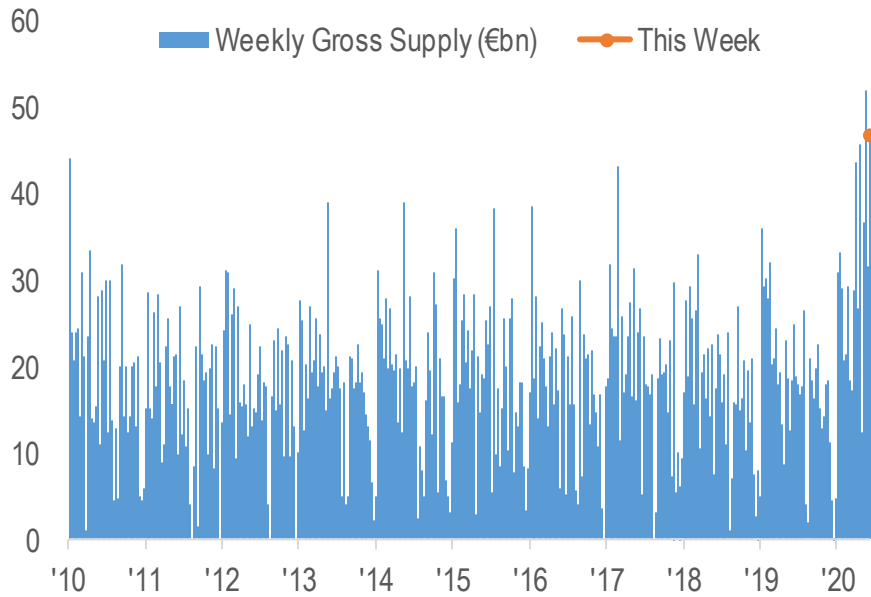
Source: Citi Research, Bloomberg. As of close 11 June 2020.

Covid-impact almost fully reversed in semi-core spreads, but not in the periphery

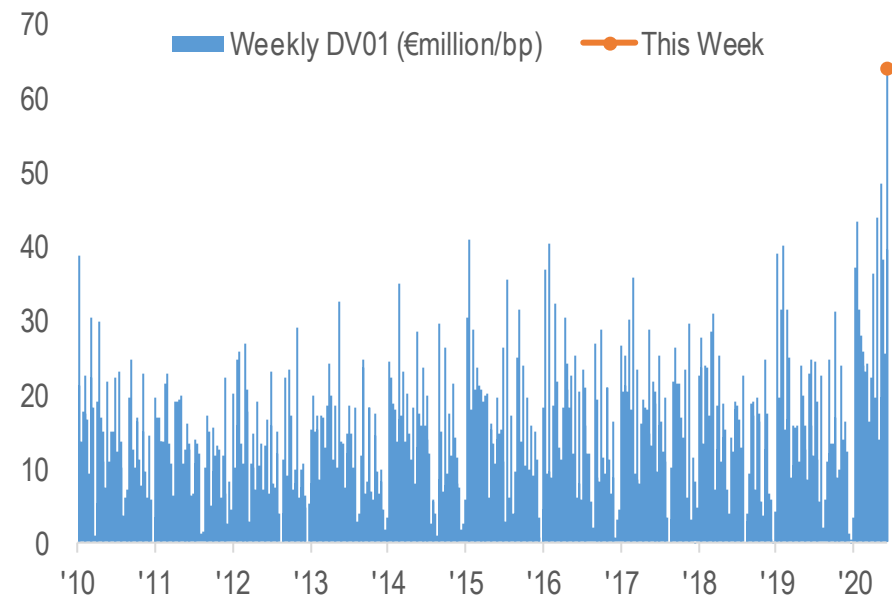
The supply rush: PEPP upsizing has prompted a rush to issue

Issuers continue to upsize funding with weekly issuance still rising.

Weekly EGB Gross Issuance



Weekly EGB Issuance, dv01



Source: Citi Research, DMOs.

8-12 June: highest dv01 EGB supply for at least 10 years, by a distance

A full breakdown: 2020 Funding vs QE purchases (Citi estimates)

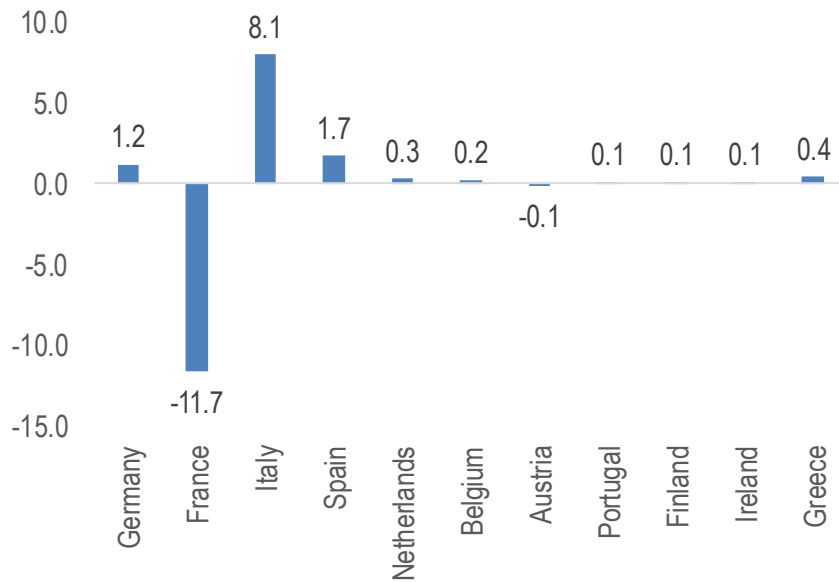
	Pre-virus 2020 supply target		Pre-virus ECB buying		Estimated increase in funding needs	Of which:		Estimated increase in supply		Estimated increase in ECB buying		Increase in supply - ECB buying	New 2020 supply estimate		New ECB buying estimate	
	EGBs	Bills	EGBs	Bills		SURE support	ESM support	EGBs	Bills	EGBs	Bills		EGBs	Bills	EGBs	Bills
DEU	156	62	38	0	300	-	-	103	197	19	100	181	259	259	57	100
FRA	240	283	29	0	103	-	-	35	68	93	25	-15	275	351	121	25
ITA	241	172	29	0	160	20	-	97	43	149	37	-46	338	215	178	37
ESP	117	79	21	0	138	15	-	91	32	83	17	24	208	111	103	17
NLD	24	47	8	0	68	-	-	17	51	5	27	36	41	98	14	27
BEL	28	47	6	0	26	-	-	20	6	21	14	-9	48	53	27	14
AUT	20	5	4	0	29	-	-	17	12	17	7	5	37	17	21	7
FIN	11	11	4	0	18	-	-	11	7	0	10	7	22	18	4	10
IRL	12	10	4	0	20	3	-	12	5	4	7	6	24	15	8	7
PRT	15	13	4	0	15	3	4	7	2	8	7	-7	22	15	12	7
GRC	4	17	0	0	15	3	-	0	6	15	4	-7	10	23	15	4
EMU-11	867	746	146	0	892	44	4	416	428	414	254	176	1283	1175	560	254

Source: Citi Research, DMOs, ECB

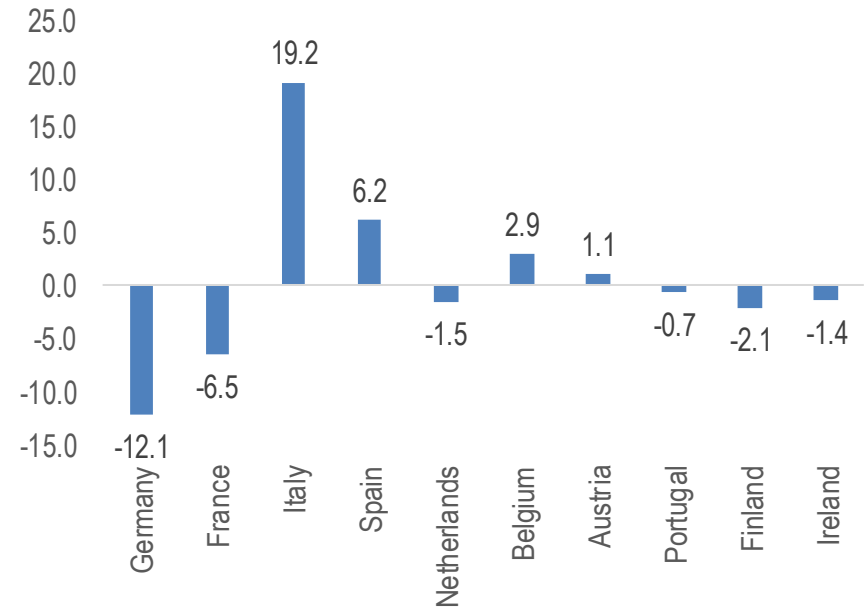
The funding picture continues to evolve, but looks well balanced overall in EGBs vs ECB buying, with ESM take-up a possibility for the periphery

Capital key deviation helps to cap EMU spreads

Capital key deviation in PEPP over March-May (€bn)



Capital key deviation across PEPP+PSPP over March-May (€bn)



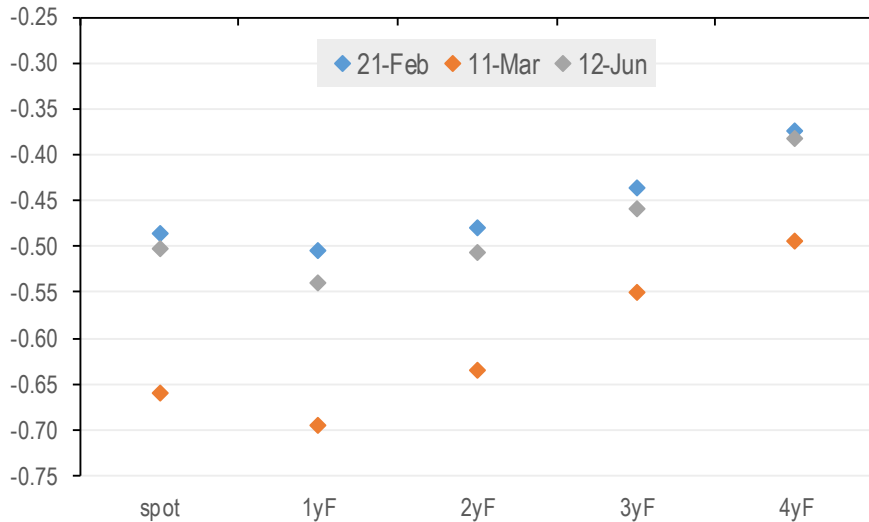
Source: Citi Research, ECB.

BTPs the main beneficiary of capital key deviation, helping to stabilise all EMU spreads

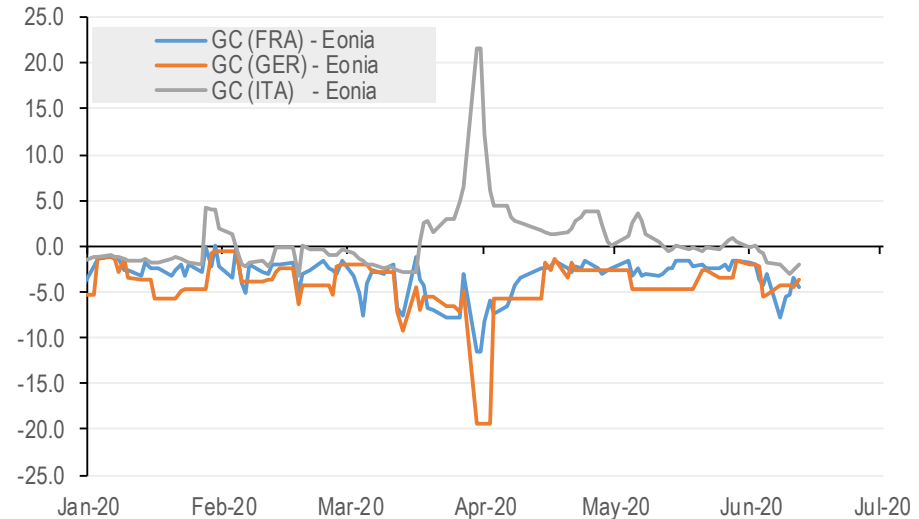
Front-end: back to (almost) normal

Both unsecured and secured funding conditions are broadly back to February levels

1y Eonia pricing in line with pre-Covid levels



Stress in O/N GC repo market has subsided



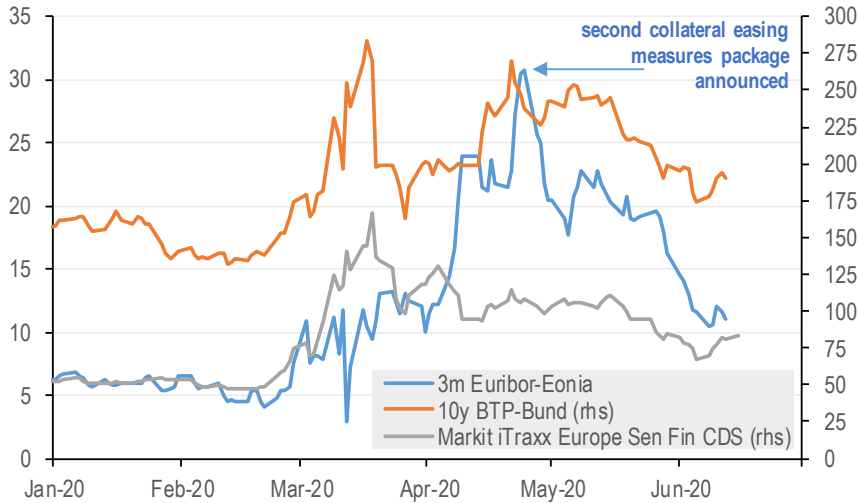
Source: Citi Research. As of close 12June20.

Monetary and fiscal policy measures successful at addressing front-end dislocations

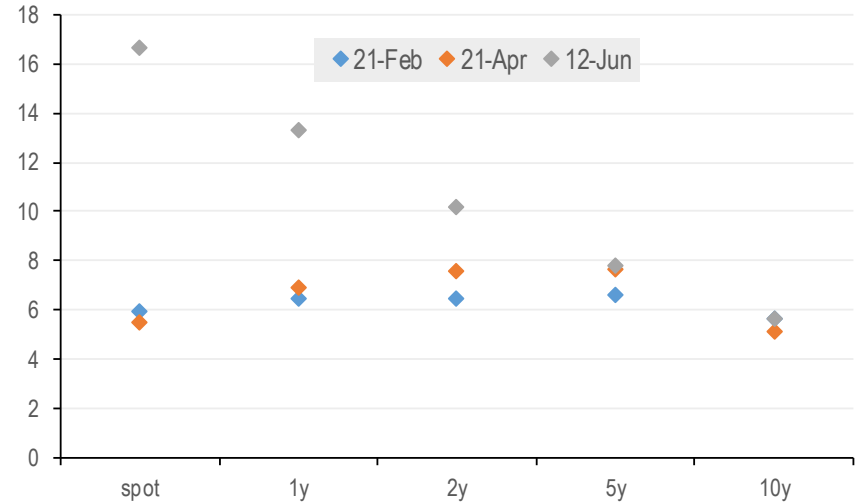
Front-end: back to (almost) normal

Tightening momentum in 3s/OIS hasn't spilled over to 6s/3s yet

Interbank lending conditions markedly improving



But 6s/3s basis points to persisting risk premia in longer tenors



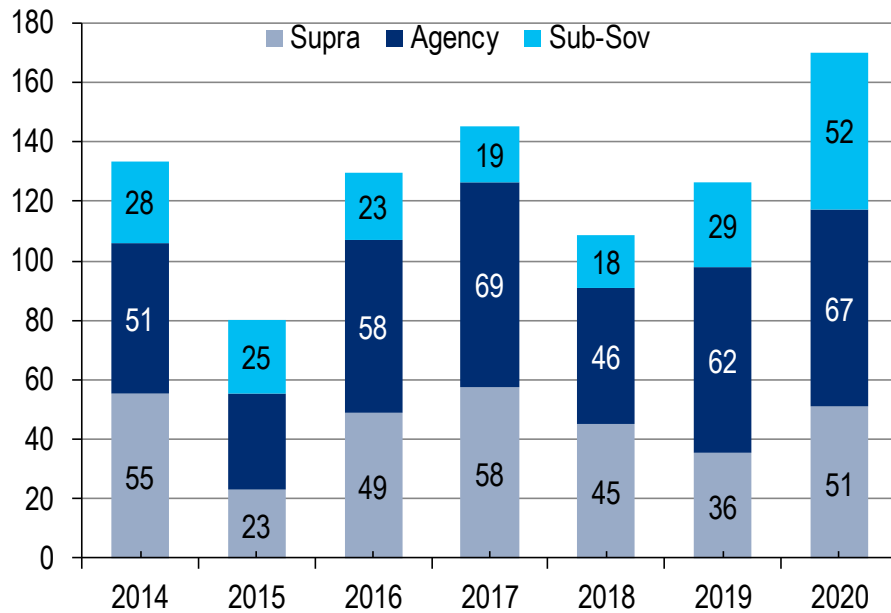
Source: Citi Research. As of close 12June20.

Collateral easing measures enough to address stress in 3s/OIS; 6s/3s waiting for TLTRO?

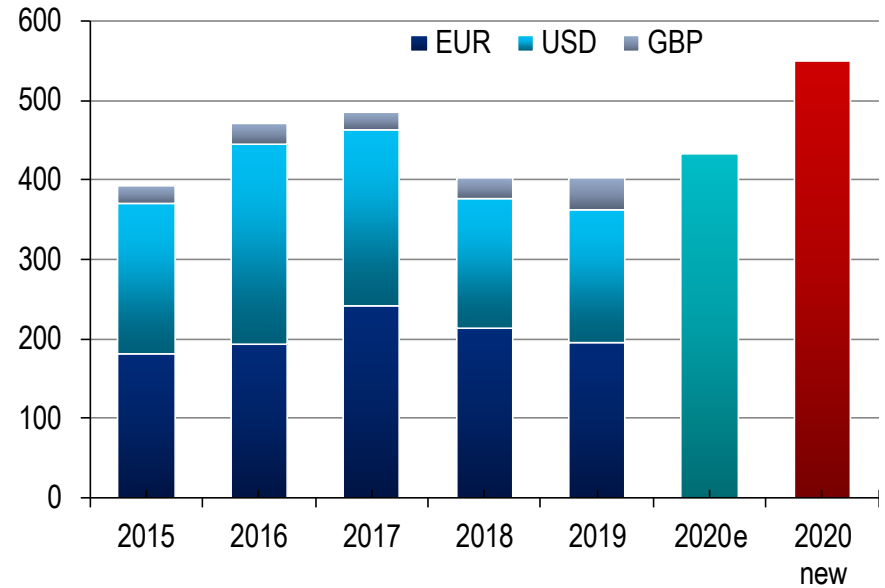
SSA Supply in 2020 is a surprise to the upside

Various supras, agencies and sub-sovereigns are part of national international and national fiscal responses or have to fund their own COVID19 related budget deficits.

Euro gross SSA supply until the end of May exceeds average volumes by 40%



Current supply projection is more than €100bn above our original supply forecast for 2020



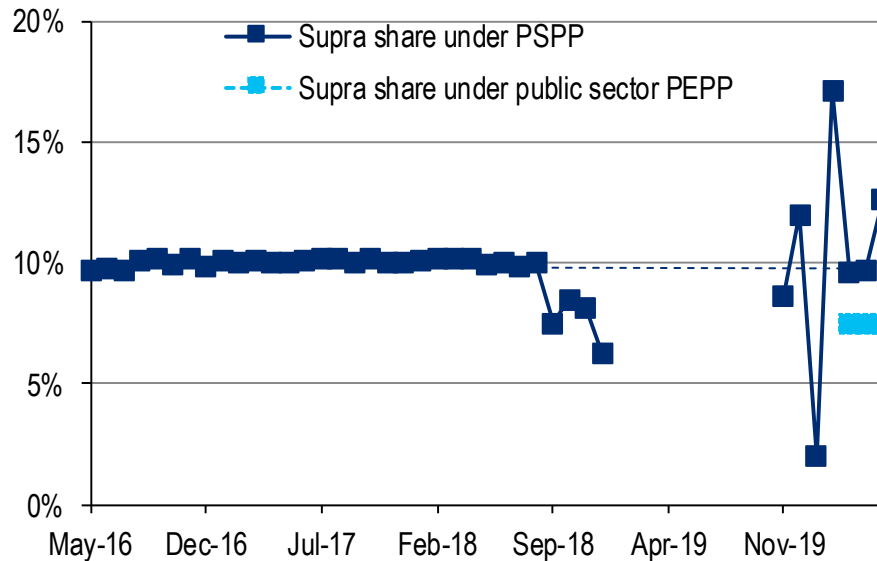
Source: Citi Research, Bloomberg

Further upward revisions of 2020 funding needs are likely across all segments

QE supports the SSA market strongly

While we are lacking insight on agency and sub-sovereign purchases, supras are heavily sought by the ECB, also under PEPP. The ECB may already risk passing the 50% holding limit in supras.

While sticking to 10% under PSPP, supra purchases were good for only 7.5% of public sector purchases under PEPP. But the absolute number is much higher



How much supras of the eligible universe will the ECB hold at year-end under different purchase dynamics against current supply projections? €bn, %

Share of public sector assets	Monthly QE Purchases (APPs & PEPP)						
	95	110	125	140	155	170	185
	Monthly net supra purchases (8.5% of public sector assets)						
70.0%	5.65	6.55	7.44	8.33	9.22	10.12	11.01
75.0%	6.06	7.01	7.97	8.93	9.88	10.84	11.79
80.0%	6.46	7.48	8.50	9.52	10.54	11.56	12.58
85.0%	6.86	7.95	9.03	10.12	11.20	12.28	13.37
	% share held at year-end						
70.0%	55.2%	56.3%	57.5%	58.6%	59.8%	60.9%	62.1%
75.0%	55.7%	56.9%	58.1%	59.4%	60.6%	61.9%	63.1%
80.0%	56.2%	57.5%	58.8%	60.2%	61.5%	62.8%	64.1%
85.0%	56.7%	58.1%	59.5%	60.9%	62.3%	63.7%	65.1%

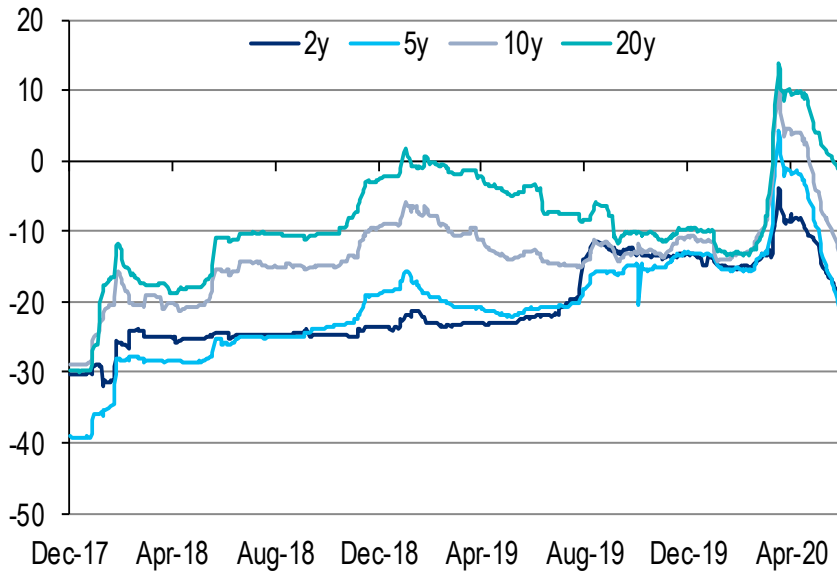
Source: Citi Research, ECB

The ECB may have to raise the 50% supra purchase limit or hope for a wave of EU supply in H2

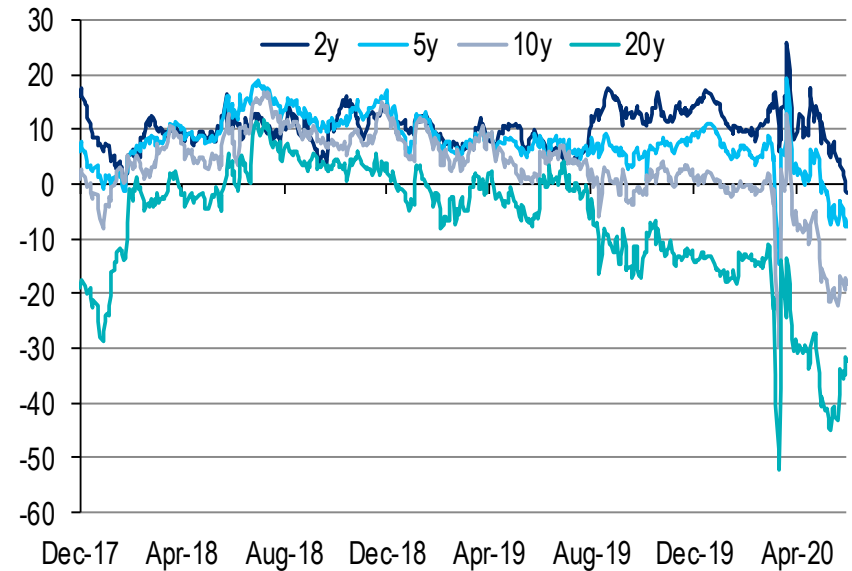
QE supports the SSA market strongly

The strong bid for supras under the ECB QE programs may help explain why they trade tighter to swaps than before COVID-19. And as supras have so far not revised up funding needs while sovereigns have, the latter look historically rich to sovereign benchmarks in most tenors.

EIB generic spreads to euro swap for selected tenors, bp



Generic EIB yield spreads to France for selected tenors, bp



Source: Citi Research, ECB. As of close 12Jun20.

Current supra spreads look vulnerable if full EU fiscal capacity is activated

Disclaimer

This communication has been prepared by individual sales and/or trading personnel of Citigroup Inc. or its subsidiaries or affiliates (collectively **Citi**). In the United Kingdom: Citigroup Global Markets Limited (“CGML”) is authorised by the Prudential Regulation Authority and regulated by the Financial Conduct Authority and the Prudential Regulation Authority (together, the **UK Regulator**) and has its registered office at Citigroup Centre, Canada Square, London E14 5LB. Amongst its affiliates, (i) Citibank, N.A., London Branch is authorised and regulated by Office of the Comptroller of the Currency (USA), authorised by the Prudential Regulation Authority and subject to regulation by the Financial Conduct Authority and limited regulation by the Prudential Regulation Authority and has its UK establishment office at Citigroup Centre, Canada Square, London E14 5LB and (ii) Citibank Europe plc, UK Branch is authorised by the Central Bank of Ireland and by the Prudential Regulation Authority and subject to regulation by the Central Bank of Ireland, and limited regulation by the Financial Conduct Authority and the Prudential Regulation Authority and has its UK establishment office at Citigroup Centre, Canada Square, London E14 5LB. Outside the UK: i) Citibank Europe plc (“CEP”) is Licensed by the European Central Bank and regulated by the Central Bank of Ireland and the European Central Bank under the Single Supervisory Mechanism and has its registered office at 1 North Wall Quay, Dublin 1, ii) Citibank Europe plc branches located in the EEA are subject to regulation by the respective host country regulator and the Central Bank of Ireland (iii) Citigroup Global Markets Europe AG (“CGME”), authorised and regulated by the Bundesanstalt für Finanzdienstleistungsaufsicht (BaFin) and has its registered office at Reuterweg 16, 60323 Frankfurt am Main, Germany. This communication is directed at persons (i) who have been or can be classified by Citi as eligible counterparties or professional clients in line with applicable rules, (ii) Persons in the United Kingdom, who have professional experience in matters relating to investments falling within Article 19(1) of the Financial Services and Markets Act 2000 (Financial Promotion) Order 2005 and (iii) other persons to whom it may otherwise lawfully be communicated. No other person should act on the contents or access the products or transactions discussed in this communication. In particular, this communication is not intended for retail clients and Citi will not make such products or transactions available to retail clients. The information contained herein may relate to matters that are (i) not regulated by the UK Regulator and/or (ii) not regulated by any applicable financial services regulatory body, and not subject to protections under any relevant law including protection under any applicable financial services compensation scheme.

To the extent that this communication/these materials has/have been produced in the UK by CGML or Citibank N.A. London branch, it is/they are intended for distribution solely to clients of Citi in jurisdictions where such distribution is permitted and the recipient shall not provide or distribute such materials to any person located in a jurisdiction where it would otherwise trigger a financial services licensing requirement.

To the extent that this communication/these materials has/have been produced by CGME, it is/they are intended for distribution solely to clients of Citi in jurisdictions where such distribution is permitted and the recipient shall not provide or distribute such materials to any person located in a jurisdiction where it would otherwise trigger a financial services licensing requirement.

To the extent that this communication/these materials has/have been produced by Citibank Europe plc, it is/they are intended for distribution solely to clients of Citi in jurisdictions where such distribution is permitted and the recipient shall not provide or distribute such materials to any person located in a jurisdiction where it would otherwise trigger a financial services licensing requirement.

All material contained herein, including any proposed terms and conditions, is indicative and for discussion purposes only, is subject to change without notice, is strictly confidential, may not be reproduced and is intended for your use only. It does not include a number of terms and conditions that will be included in any actual transaction and final terms and conditions are subject to further discussion and negotiation nor does it purport to identify all risks (direct or indirect). This communication is not a commitment to deal in any product, offer financing or enter into any transaction described herein.

Citi is not acting as your agent, fiduciary or investment adviser and is not managing your account. The provision of information in this communication is not based on your individual circumstances and should not be relied upon as an assessment of suitability for you of a particular product or transaction. It does not constitute investment advice and Citi makes no recommendation as to the suitability of any of the products or transactions mentioned. Even if Citi possesses information as to your objectives in relation to any transaction, series of transactions or trading strategy, this will not be deemed sufficient for any assessment of suitability for you of any transaction, series of transactions or trading strategy. Save in those jurisdictions where it is not permissible to make such a statement, we hereby inform you that this communication should not be considered as a solicitation or offer to sell or purchase any securities, deal in any product or enter into any transaction. You should make any trading or investment decisions in reliance on your own analysis and judgment and/or that of your independent advisors and not in reliance on Citi and any decision whether or not to adopt any strategy or engage in any transaction will not be Citi's responsibility. Citi does not provide investment, accounting, tax, financial or legal advice; such matters as well as the suitability of a potential transaction or product or investment should be discussed with your independent advisors. Prior to dealing in any product or entering into any transaction, you and the senior management in your organisation should determine, without reliance on Citi, (i) the economic risks or merits, as well as the legal, tax and accounting characteristics and consequences of dealing with any product or entering into the transaction (ii) that you are able to assume these risks, (iii) that such product or transaction is appropriate for a person with your experience, investment goals, financial resources or any other relevant circumstance or consideration. Where you are acting as an adviser or agent, you should evaluate this communication in light of the circumstances applicable to your principal and the scope of your authority.

Disclaimer

The information in this communication, including any trade or strategy ideas, is provided by individual sales and/or trading personnel of Citi and not by Citi's research department and therefore the directives on the independence of research, and rules prohibiting dealing ahead of dissemination, do not apply. Any view expressed in this communication may represent the current views and interpretations of the markets, products or events of such individual sales and/or trading personnel and may be different from other sales and/or trading personnel and may also differ from Citi's published research – the views in this communication may be more short term in nature and liable to change more quickly than the views of Citi research department which are generally more long term. On the occasions where information provided includes extracts or summary material derived from research reports published by Citi's research department, you are advised to obtain and review the original piece of research to see the research analyst's full analysis. Any prices used herein, unless otherwise specified, are indicative. Although all information has been obtained from, and is based upon sources believed to be reliable, it may be incomplete or condensed and its accuracy cannot be guaranteed. Citi makes no representation or warranty, expressed or implied, as to the accuracy of the information, the reasonableness of any assumptions used in calculating any illustrative performance information or the accuracy (mathematical or otherwise) or validity of such information. Any opinions attributed to Citi constitute Citi's judgment as of the date of the relevant material and are subject to change without notice. Provision of information may cease at any time without reason or notice being given. Commissions and other costs relating to any dealing in any products or entering into any transactions referred to in this communication may not have been taken into consideration.

Any scenario analysis or information generated from a model is for illustrative purposes only. Where the communication contains "forward-looking" information, such information may include, but is not limited to, projections, forecasts or estimates of cashflows, yields or return, scenario analyses and proposed or expected portfolio composition. Any forward-looking information is based upon certain assumptions about future events or conditions and is intended only to illustrate hypothetical results under those assumptions (not all of which are specified herein or can be ascertained at this time). It does not represent actual termination or unwind prices that may be available to you or the actual performance of any products and neither does it present all possible outcomes or describe all factors that may affect the value of any applicable investment, product or investment. Actual events or conditions are unlikely to be consistent with, and may differ significantly from, those assumed. Illustrative performance results may be based on mathematical models that calculate those results by using inputs that are based on assumptions about a variety of future conditions and events and not all relevant events or conditions may have been considered in developing such assumptions. Accordingly, actual results may vary and the variations may be substantial. The products or transactions identified in any of the illustrative calculations presented herein may therefore not perform as described and actual performance may differ, and may differ substantially, from those illustrated in this communication. When evaluating any forward looking information you should understand the assumptions used and, together with your independent advisors, consider whether they are appropriate for your purposes. You should also note that the models used in any analysis may be proprietary, making the results difficult or impossible for any third party to reproduce. This communication is not intended to predict any future events. Past performance is not indicative of future performance.

Citi shall have no liability to the user or to third parties, for the quality, accuracy, timeliness, continued availability or completeness of any data or calculations contained and/or referred to in this communication nor for any special, direct, indirect, incidental or consequential loss or damage which may be sustained because of the use of the information contained and/or referred to in this communication or otherwise arising in connection with the information contained and/or referred to in this communication, provided that this exclusion of liability shall not exclude or limit any liability under any law or regulation applicable to Citi that may not be excluded or restricted.

The transactions and any products described herein may be subject to fluctuations of their mark- to-market price or value and such fluctuations may, depending on the type of product or security and the financial environment, be substantial. Where a product or transaction provides for payments linked to or derived from prices or yields of, without limitation, one or more securities, other instruments, indices, rates, assets or foreign currencies, such provisions may result in negative fluctuations in the value of and amounts payable with respect to such product prior to or at redemption. You should consider the implications of such fluctuations with your independent advisers. The products or transactions referred to in this communication may be subject to the risk of loss of some or all of your investment, for instance (and the examples set out below are not exhaustive), as a result of fluctuations in price or value of the product or transaction or a lack of liquidity in the market or the risk that your counterparty or any guarantor fails to perform its obligations or, if the product or transaction is linked to the credit of one or more entities, any change to the creditworthiness of the credit of any of those entities.

Citi (whether through the individual sales and/trading personnel involved in the preparation or issuance of this communication or otherwise) may from time to time have long or short principal positions and/or actively trade, for its own account and those of its customers, by making markets to its clients, in products identical to or economically related to the products or transactions referred to in this communication. Citi may also undertake hedging transactions related to the initiation or termination of a product or transaction, that may adversely affect the market price, rate, index or other market factor(s) underlying the product or transaction and consequently its value. Citi may have an investment banking or other commercial relationship with and access to information from the issuer(s) of securities, products, or other interests underlying a product or transaction. Citi may also have potential conflicts of interest due to the present or future relationships between Citi and any asset underlying the product or transaction, any collateral manager, any reference obligations or any reference entity.

Disclaimer

Citi may submit prices, rates, estimates or values to data sources that publish indices or benchmarks which may be referenced in products or transactions discussed in this communication. Such submissions may have an impact on the level of the relevant index or benchmark and consequently on the value of the products or transactions. Citi will make such submissions without regard to your interests under a particular product or transaction. Citi has adopted policies and procedures designed to mitigate potential conflicts of interest arising from such submissions and our other business activities. In light of the different roles performed by Citi you should be aware of such potential conflicts of interest.

Any decision to purchase any product or enter into any transaction referred to in this communication should be based upon the information contained in any associated offering document if one is available (including any risk factors or investment considerations mentioned therein) and/or the terms of any agreement. Any securities which are the subject of this communication have not been and will not be registered under the United States Securities Act of 1933 as amended (the Securities Act) or any United States securities law, and may not be offered or sold within the United States or to, or for the account or benefit of, any US person, except pursuant to an exemption from, or in a product or transaction, not subject to, the registration requirements of the Securities Act. This communication is not intended for distribution to, or to be used by, any person or entity in any jurisdiction or country which distribution or use would be contrary to law or regulation.

Unless a key information document (KID) has been prepared pursuant to the PRIIPs Regulation (Regulation (EU) 1286/2014) including as such Regulation has been on-shored into UK legislation and published on our designated website, no transaction or product manufactured by Citi for which such a KID is required, is to be offered, sold or otherwise made available to a retail investor in the EEA.

Unless you notify us otherwise in writing, you will not, and do not intend to, “distribute” any of the transactions, products or investments that we “manufacture” or transactions, products, investments or services that we “distribute” (as such terms are defined pursuant to Markets in Financial Instruments Directive (recast) (Directive 2014/65/EU)) including as such Directive has been on-shored into UK legislation.

Citi may offer, issue, distribute or provide other services (including, without limitation, custodial and other post-trade services) in relation to certain financial instruments. Some of these financial instruments may be unsecured financial instruments issued or entered into by BRRD Entities (i.e. EEA entities within the scope of Directive 2014/59/EU (the BRRD including as such Directive has been on-shored into UK legislation), including EEA credit institutions, certain EEA investment firms and / or their EEA subsidiaries or parents) (BRRD Financial Instruments).

In various jurisdictions (including, without limitation, the UK, EEA countries and the United States) national authorities have certain powers to manage and resolve banks, broker dealers and other financial institutions (including, but not limited to, Citi) when they are failing or likely to fail. There is a risk that the use, or anticipated use, of such powers, or the manner in which they are exercised, may materially adversely affect (i) your rights under certain types of unsecured financial instruments (including, without limitation, BRRD Financial Instruments), (ii) the value, volatility or liquidity of certain unsecured financial instruments (including, without limitation, BRRD Financial Instruments) that you hold and / or (iii) the ability of an institution (including, without limitation, a BRRD Entity) to satisfy any liabilities or obligations it has to you. You may have a right to compensation if the exercise of such powers results in less favourable treatment for you than the treatment that you would have received under normal insolvency proceedings. By accepting any services from Citi, you confirm that you are aware of these risks. Some of these risks (in particular the risks that arise under the BRRD) are set out in more detail at the link below and you are deemed to have reviewed and considered such risks prior to any decision to purchase any product or enter into any transaction referred to in this communication.

Certain products mentioned in this communication may contain provisions that refer to a reference or benchmark rate which may change, cease to be published or be in customary market usage, become unavailable, have its use restricted and/or be calculated in a different way. As a result, those reference or benchmark rates that are the subject of such changes, may cease to be appropriate for the products mentioned in this communication. We encourage you to keep up to date with the latest industry developments in relation to benchmark transitioning and to consider its impact on your business. You should consider, and continue to keep under review, the potential impact of benchmark transitioning on any existing product you have with Citi, or any new product you enter into with Citi. Citi does not provide advice, or recommendations on the suitability of your product choice including with respect to any benchmark transitioning on any existing product you have with Citi. You should obtain professional independent advice (legal, financial or otherwise) in respect of the suitability of your products in light of benchmark transitioning as you consider necessary.

This communication contains data compilations, writings and information that are confidential