




ECB BMCG, BOND MARKET OUTLOOK

Group Economic and Macro Strategy,
June 12, 2019



MEDIOBANCA

DISCLAIMER

GENERAL DISCLOSURES

This marketing communication (hereinafter also the “communication”) is prepared by an internal department of Mediobanca - Banca di credito finanziario S.p.A. (“Mediobanca S.p.A.”), authorized and supervised by the Bank of Italy and Consob to provide financial services, and constitutes a set of information produced by persons other than an independent analyst which recommend a particular investment decision in respect of a financial instrument, as defined by the relevant European regulation directive provisions on market abuse (MAR Regulation).

This communication is deemed not to be an investment research as defined by the relevant European Directive provisions on investment and ancillary services (MiFID Directive) and by the implementing law. This marketing communication is not prepared in accordance with legal requirements designed to promote the independence of investment research and it is not subject to any prohibition on dealing ahead of the dissemination of investment research.

This marketing communication is not directed at you if Mediobanca S.p.A. is prohibited or restricted by any legislation or regulation in any jurisdiction from making it available to you. You should satisfy yourself before reading it that Mediobanca S.p.A. is permitted to provide communications concerning investments to you under relevant legislation and regulations. Mediobanca S.p.A. accepts no responsibility whatever for any failure by a person resident outside the European Union to observe the foregoing.

This communication is provided for information purposes only and does not constitute or should not be construed as a provision of investment advice, an offer to buy or sell, or a solicitation of an offer to buy or sell, any financial instruments. It is not intended to represent the conclusive terms and conditions of any security or transaction, nor to notify you of any possible risks, direct or indirect, in undertaking such a transaction. Not all investment strategies are appropriate at all times, and past performance is not necessarily a guide to future performance. Mediobanca S.p.A. recommends that independent advice should be sought, and that investors should make their own independent decisions as to whether an investment or instrument is proper or appropriate based on their own individual judgment, their risk-tolerance, and after consulting their own investment advisers.

The information contained herein, including any expression of opinion, has been obtained from or is based upon sources believed to be reliable but is not guaranteed as to accuracy or completeness although Mediobanca S.p.A. considers it to be fair and not misleading. Neither Mediobanca S.p.A. nor any of its directors, officers, employees or agents shall have any liability, howsoever arising, for any error, inaccuracy or incompleteness of fact or opinion in this marketing communication or lack of care in its preparation or publication.

COPYRIGHT NOTICE

No part of the content of this communication may be copied, forwarded or duplicated in any form or by any means without the prior consent of Mediobanca S.p.A., and Mediobanca S.p.A. accepts no liability whatsoever for the actions of third parties in this respect.

AGENDA

1. **World Economy: Structural Changes**
2. **Market: Dovish Tilt**
3. **Discussion Points**
 - 3.a What's Next: Normalization or Else
(Sandbox for Discussion)
 - 3.b Few More Issues for Discussion



WORLD ECONOMY: STRUCTURAL CHANGES

Section 1

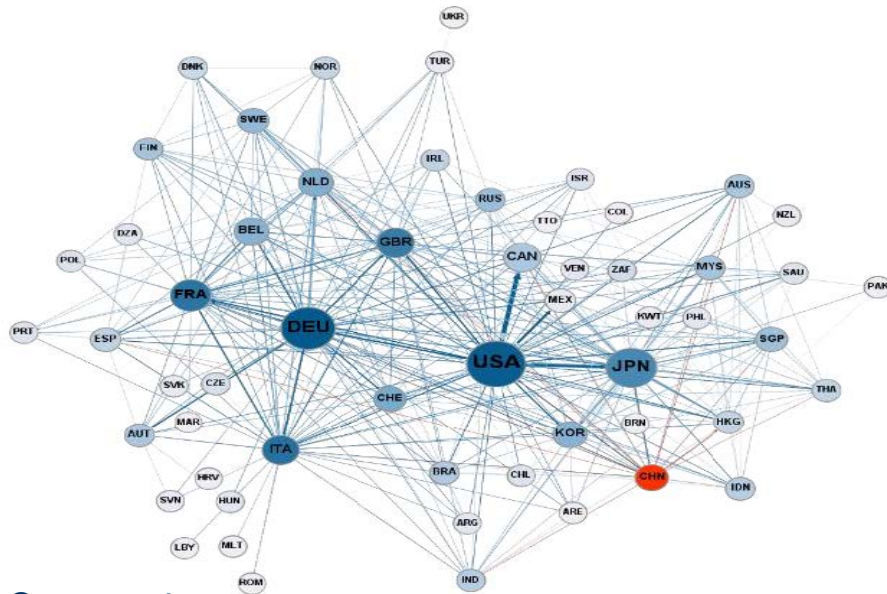


GLOBAL VALUE CHAIN: 20Y APART SNAPSHOTS

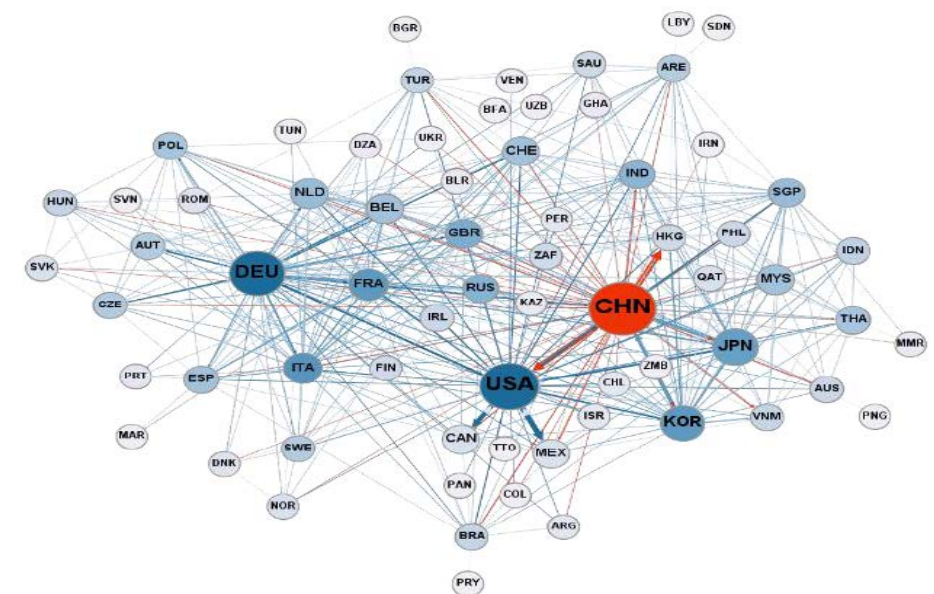
World Economy: Structural Changes

Section 1

Trade in Global Intermediates - 1995



Trade in Global Intermediaries - 2016

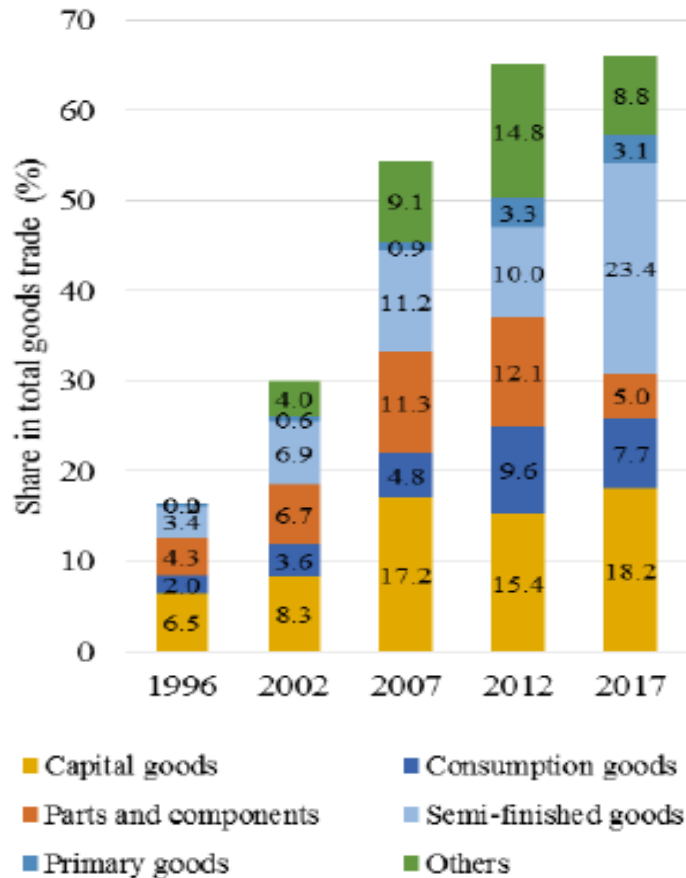


Comments

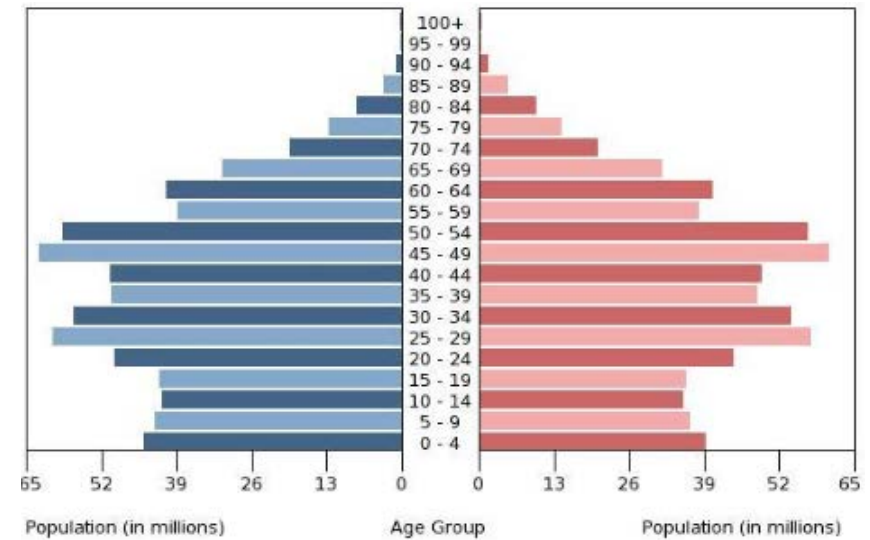
- ◆ The connecting lines illustrate the strongest trade flows in intermediate goods for each country
 - ◆ the central nodes (roots), are the main trade partners for several countries, distinguished from the peripheral countries (leaves). The node size represents a country's web-centrality. Strong connections imply dense cluster
- ◆ Over those 20Y, **World trade volume grew by 203%** (5.4% per year on average) and **China has become central** in intermediate goods trade
- ◆ **Europe -US distance grows**. Intra-EU flows remains **Germany-centric**
- ◆ **ASIA-US distance is about the same** but **Asia in not clustered around China not Japan**
- ◆ Trade is tri-polar

CHINA VS US CONFRONTATION: STRUCTURAL

New Products Trade¹ (share of Total, %)



China Population Pyramid



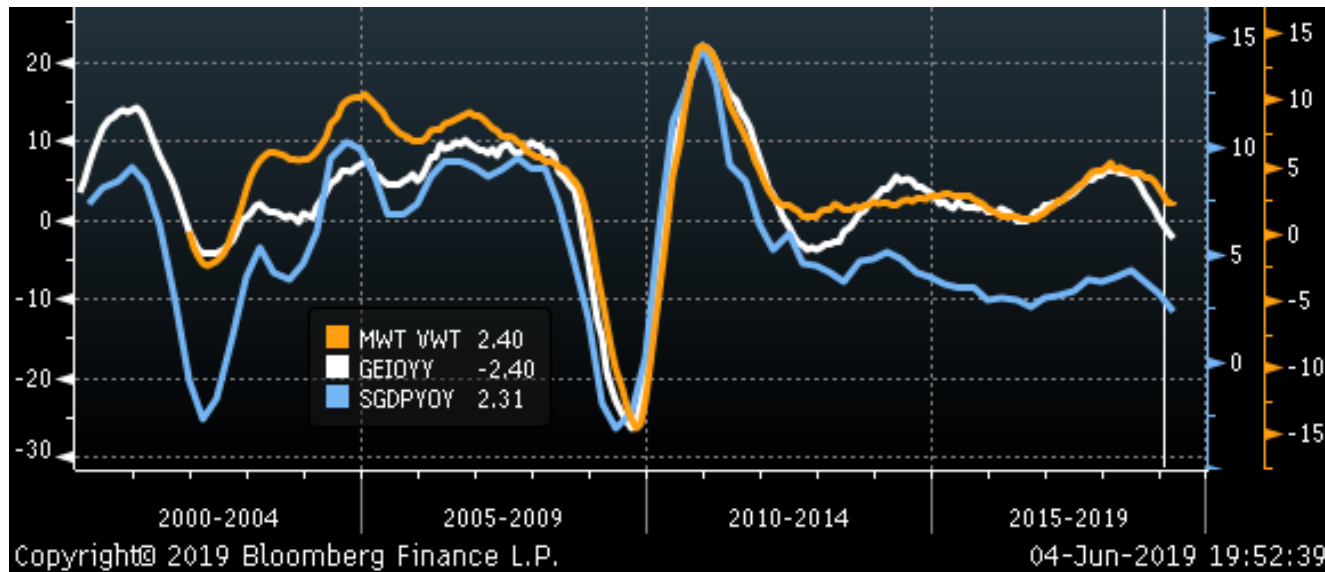
- ◆ China has huge **negative demographics**
- ◆ China needs to **climb above semi-finished goods trade** to defuse social tension.
- ◆ **Technology push is crucial** to climb the value chain
- ◆ **China will not back off** from the confrontation w/ US on technology

GLOBAL VALUE CHAIN: GERMANY GDP, S'PORE GDP, AND TRADE

World Economy: Structural Changes

Section 1

Germany Factory Orders y/y 12M MAv (white); World Trade y/y 12M MAv (orange); S'pore GDP y/y (blue); Vertical line is BMCG past meeting



- ◆ Current German factory orders growth is at historically low level. These levels spell **"Germany's standing still"**
- ◆ **Germany dances to global growth's tune** with Singapore and trade volume
- ◆ Global economic momentum have been **softening since 1q18** (and BMCG's most recent gathering)
- ◆ German Factory Orders correlates strongly with global trade volume (Germany is a link in the global value chain) and Singapore GDP (whose economy export sector, at 173% of GDP, makes it a proxy for global growth)
- ◆ **Trade tensions do not bode well for global growth**

MARKET: DOVISH TILT

Section 2



DRIVE SEAT SWITCH: US RATES LEAD

Market: Dovish Tilt

Section 2

(Swap 1Y1Y – Swap 1Y) US (white); EU (orange);



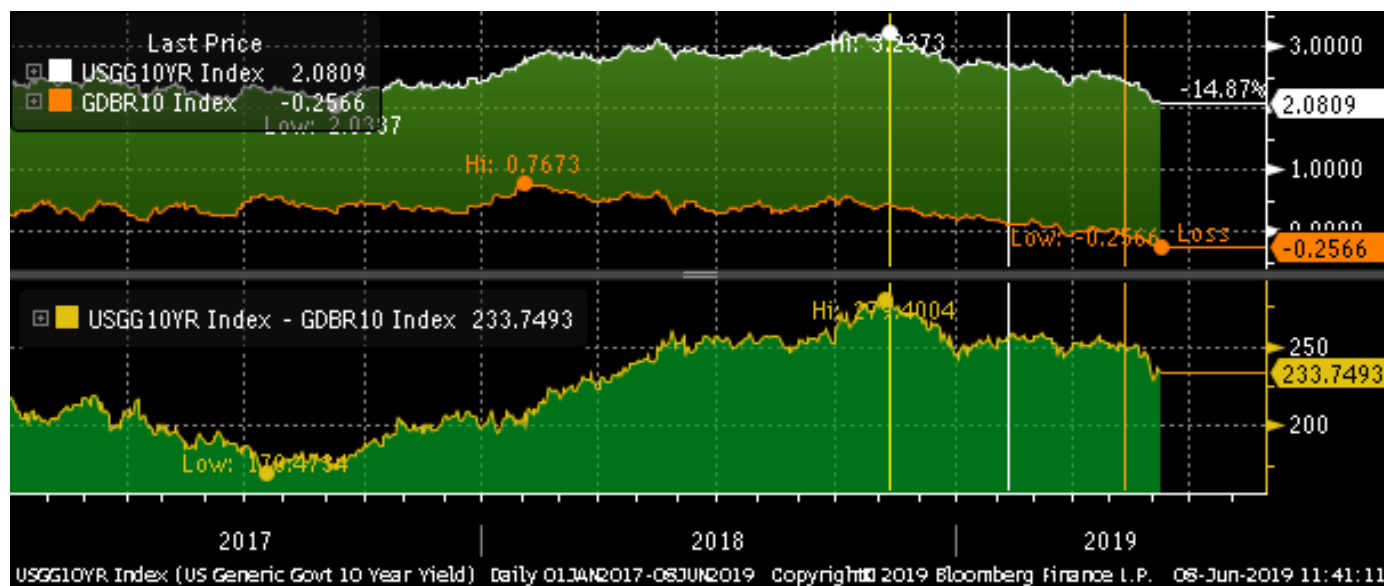
- ◆ From 2015 (ECB QE starts) to 3q18, EU yields anchors US yields
- ◆ Ever since, it is US yields pushing EU yields lower

SOUR TRADE TALKS MAKE THE PUSH STRONGER

Market: Dovish Tilt

Section 2

10Y US Treasury (white); 10Y Bund (orange); 10y (Treasury-Bund) (lower panel)



- ◆ US yields leading the way both on levels and steepness
- ◆ Bunds at -0.26% is close to historical low
- ◆ At the end of July 2018 the market value of bonds yielding negative in the JPM Global Government Bond Index was about USD 5.4tr. On May the 30th they were worth some USD 8.5tr (+58%)¹

EZ AND US INFLATION EXPECTATIONS: CBS CALLED INTO ACTION?

Market: Dovish Tilt

Section 2

EU Infl 5Y,5Y (white),
EU Infl 9Y,1Y (yellow), EUR-priced CRB RIND (green)



US Infl 5Y,5Y (white),
US Infl 9Y,1Y (yellow), CRB RIND (green)



- ◆ In EU, market prices for **forward inflation** protection are **below 1q15 levels** (ECB's QE starts) and some 100bp below 2014 levels
- ◆ In US, broadly stable inflation expectations since 2017 some 60bp below 2014 levels
- ◆ **Market leans toward further Central Banks intervention**

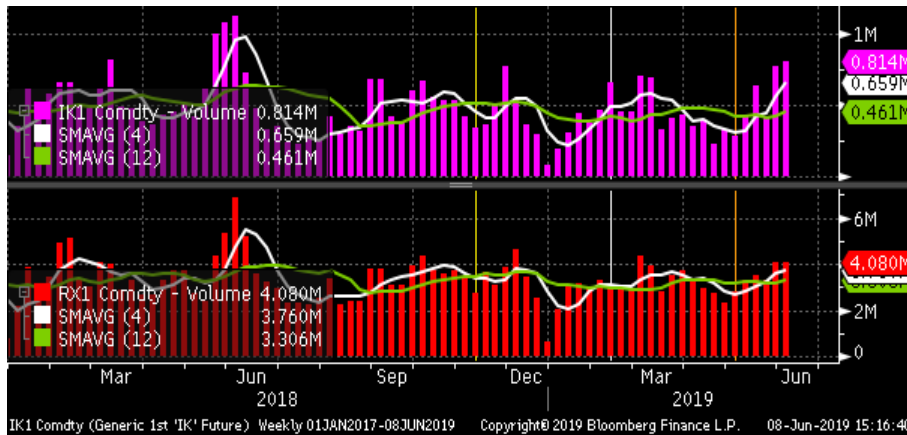
Current - Implied Yield On Dec 20 (bp)	08/11/2018 Nov Fomc	12/02/2019 Feb BMCG	09/05/2019 No US-Chn talks	Most recent
ECB - Depo ¹	37	17	9	-6
FED - Upper Bound	89	6	-25	-72
BOE - Ref Rate	60	26	24	-9

VOLUMES SHOW BOND MARKET IS BURST PRONE

Market: Dovish Tilt

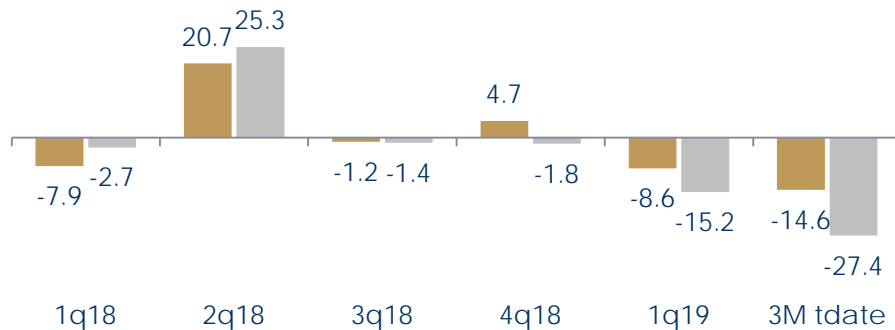
Section 2

BTP Fut Volumes (mauve); Bund Fut Volumes (red)

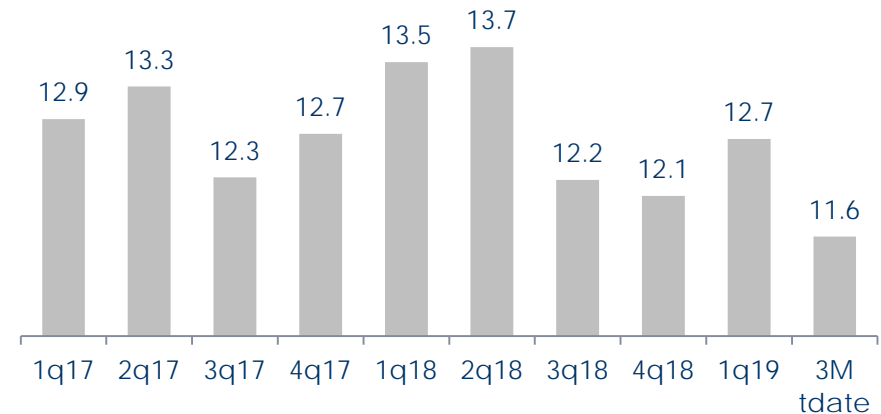


- ◆ 3 Month average volume traded have been decreasing since 3q18.
- ◆ BTP Future share of most liquid futures is declining
- ◆ **BTPs are burst prone:** weekly volume may part significantly with longer term averages

3M Bund Fut Volumes y/y (% , gold); 3M BTP Fut Volumes y/y (% , grey)



BTP Fut Volume Share of the two¹ (%)



MARKET DOUBTS ITALIAN CONSOLIDATION PATH

Market: Dovish Tilt

Section 2

10Y (BTP-Bund) (white); 10Y (BONOS-Bund) (orange)



- ◆ The current low yield environment makes **Italian government bond yields/spread enticing**
- ◆ **Short positions on Italy are costly**
- ◆ Recent market dynamic suggests **negative views** on Italian government bonds require **time framed catalysts** (e.g. elections, rating agencies actions, public finance calendar)
- ◆ Market pricing shows **doubts about the Italian fiscal consolidation path are resilient**

DISCUSSION POINTS

Section 3



WHAT'S NEXT: NORMALIZATION OR ELSE (SANDBOX FOR DISCUSSION)

Subsection 3.a



“..... ELSE” SCENARIO

What's Next: Normalization or Else (Sandbox for Discussion)

Section 3.a

Economy

- ◆ **Full blown Chn-US trade war** or another geopolitical event makes **global trade drop sharply**
- ◆ **In US: growth slows sizably**, US firms' leverage suggests they will cut costs via layoffs. Firms' top-line is under further pressure
- ◆ **In EU: Germany and Italy would be badly hit. Public spending boost the most likely way forward** as monetary policy tools do not directly address aggregate demand
- ◆ **In Asia: a combination of fiscal and monetary policy accommodation cushion the blow**

Market

- ◆ **Fed would begin an easing cycle.** The current floor (roughly at 1.75% at Dec20) will be likely pushed lower
- ◆ **US curve to bull steepen** aggressively
- ◆ **Bund yield significantly** deeper in negative territory
- ◆ Risky assets would re-price briskly as structural change acceleration verges on disruption
- ◆ JPY to strengthen
- ◆ USD less clear cut
 - ◆ In Dec18 equity rout accelerated as Fed signaled hike path was alive and resolution of US-Chn trade issue was postponed. USD weakened

SPX (white); EUR (green); DXY (mauve, inverted scale)



“NORMALIZATION” SCENARIO

What's Next: Normalization or Else (Sandbox for Discussion)

Section 3.a

Economy

- ◆ **US-Chn trade rift continues. US stance harder the stronger the equity sentiment.** Global value chains diversion continues
- ◆ **In US: growth fragility rise** as growth itself slows moderately.
- ◆ **In EU: Growth slows and inflation remain elusive. Infrastructure and defense** public spending sustain growth in 2h19
- ◆ **In Asia: economic policy** is focused to divert global value chain

Market

- ◆ **US yields** hover around current levels, US curve with **a bullish steepening bias** as the Chn-US trade rift is structural.
- ◆ **Fed could cut rates;** 10Y Treasury at 1.80% is possible
- ◆ **Pressure for the USD to weaken would increase** as the fiscal policy impulse fades
- ◆ **Bund would probably bounce off yields low only well into 2h19** as fiscal policy spending (coordinated or otherwise) sustains economic activity
- ◆ **Risky assets would probably show a weakening bias** as uncertainty rises due to the structural changes in production processes

FEW MORE ISSUES FOR DISCUSSION

Subsection 3.b



FEW MORE ISSUES FOR DISCUSSION

Few More Issues for Discussion

Section 3.b

- ◆ How low could the ECB depo rate go if needs be?
- ◆ What would be the consequences of implementing tiering on excess reserve on a fragmented money market?
- ◆ Due to the current structural tensions on trade, global value chains will likely divert and shorten. Will financial flows remain long-hawl or will shorten with value chains?
- ◆ Would the longer run yield levels be affected by a tri-polar (e.g. America, Europa, Asia) economic system?

CONTACTS

Fabio Noacco

Group Economic and Macro Strategy

Mediobanca – Banca di Credito Finanziario

fabio.noacco@mediobanca.com



MEDIOBANCA