

January 2016

Electronic trading & the growth of automated trading strategies

ECB Bond Market Contact Group, 19th January 2016

Zoeb Sachee

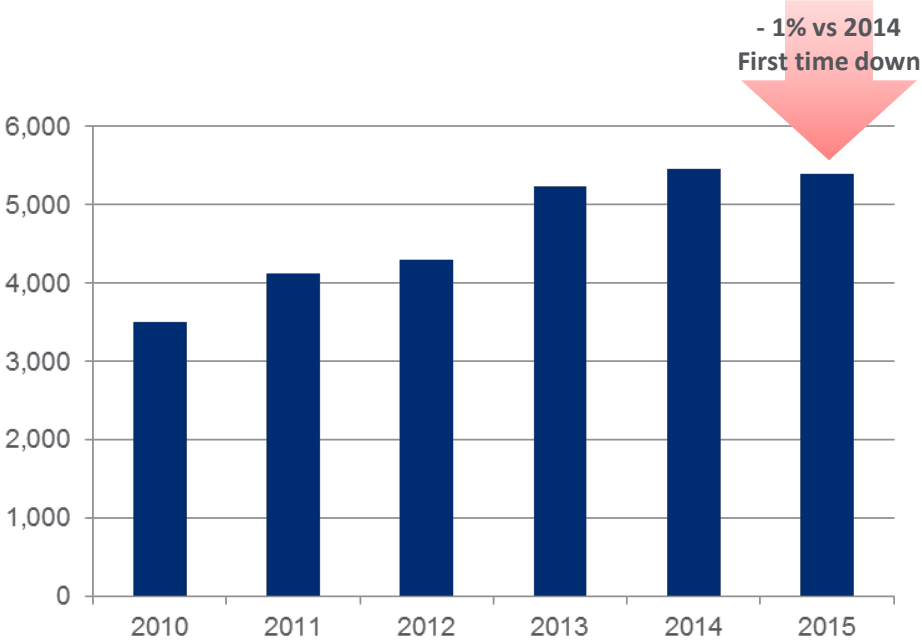
Head of Euro Government and SSA Trading

zoeb.sachee@citi.com

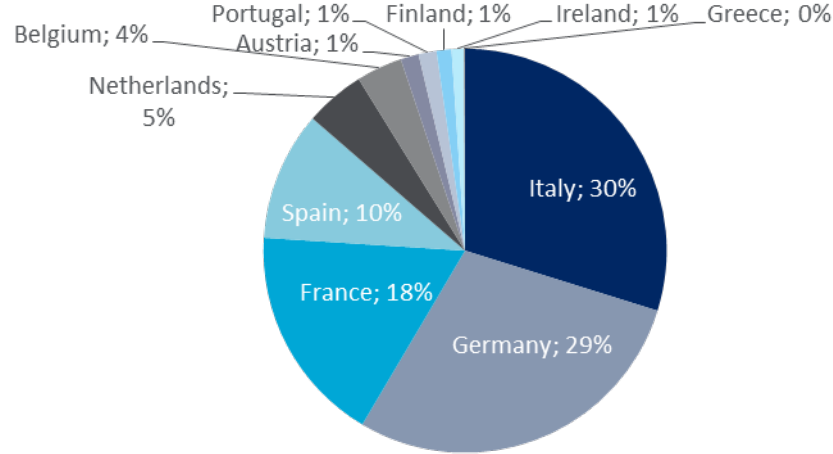
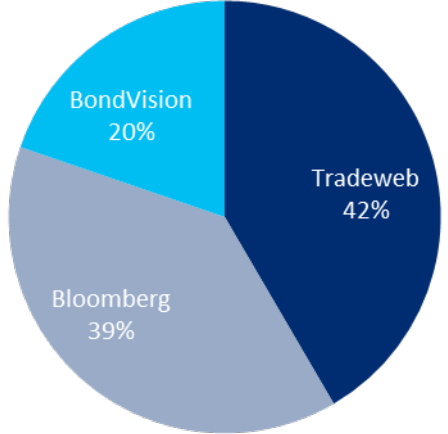
+44 20 7986 9340

Euro Government Fixed Income Cash: Electronic Trading

Euro Government Client e-Market
Annual Notional Volume (€ Billions)



Source: Tradeweb, Bloomberg, BondVision



European Electronic Fixed Income: Current Market structure

European e-Markets	Dealer-to-Client		Dealer-to-Dealer	Retail
Matching	RFQs		Central Limit Order Book (CLOB) <i>price-driven</i>	Central Limit Order Book (CLOB)
No. of instruments	Thousands of bonds		Limited bonds	Hundreds
Types of trades	Outright, non-standard, multi-leg		Outright, standard, single leg	Outright, standard, single leg
Pricing	Indicative prices streamed		Firm prices streamed	Firm
Size	Larger Size (largest go to voice)		Reasonable size	Tiny
Anonymity	Name give-up pre & post-trade		Anonymous pre- and mostly post-trade	Anonymous pre- and post-trade
Market places	Multi-dealer platforms dominate (v few single dealer)			
Examples	Tradeweb, Bloomberg, BondVision		Brokertec, MTS Markets	Stock exchanges, EuroMOT, Euronext
	<u>Client Side</u>	<u>Dealer Side</u>		
Participant Types	Institutional clients mainly asset managers	Dealers only (except 1 hedge fund on-SEF)	Dealers only	
Trade match automation	High touch, all manual	Some auto-response	Low touch, mostly automated	
Degree of Automation	Automation focused on increased efficiency: - Order Management Systems - Trading tools e.g. bid lists - Post-trade processing of tickets <i>*Most new e-initiatives aim to ease finding liquidity/inventory</i>	Automation focused on inquiry handling: - Certainty in mids - Spread & tier management - Auto-responding - Auto-hedging - Others e.g. risk, credit	Automation focused on Speed: - Data feeds - Trading APIs - Fibre optic networks - Co-location	
Speed	Low Speed	Moderate Speed	High Speed	
"Openness" of Access	Limited	Limited	Limited	

How does European cash govt e-market compare?

Openness of Access

Broker mkts 2015	# Securities Traded	# Securities 25% Volume	# Securities 50% Volume
BTEC TRSY	347	5*	15*
BTEC EUGV	643	31	99
MTS EUGV	726	37	95

Source: MTS, Brokertec

Tradeweb 2015	# Securities Traded	# Securities 25% Volume	# Securities 50% Volume
TRSY	713	15	53
EUGV	1274	32	110

Source: Tradeweb

Most open & most automated

Bond futures markets
Truly open access
e.g. Eurex, CBOT

UST broker markets
- Dealers
- High frequency firms

Broker markets

D2C markets

Least automated & least open

EG cash D2C markets: Clients
Mainly asset managers

High touch, all manual

Milliseconds don't matter....

EG cash D2C markets: Dealers
Dealers only

High & low touch

Milliseconds sometimes matter....

EG cash broker markets
Dealers only

High speed & low/no touch

Milliseconds always matter....

Degree of speed & automated trading

Automated Trading Strategies - Good or bad?

What are automated trading strategies?

- **Automated strategies follow a specific logic or algorithm:**
 - Hedging: - *Client/real flows*
 - Speculating/arbitrage: - *Relative value: mispricing/arbitrage opportunities*
- *Technology: speed-based advantages e.g. latency arbitrage*
- **Automated trading strategies are prevalent on: central limit order books which have open access and few concentrated points of liquidity**

Rewards of an open access CLOB

- **Greater efficiency** through increased automation
 - Fewer operational errors through straight through processing (STP)
 - Greater competition through open nature
 - Lower bid-offer spreads therefore lower cost of trading
- Increased no. of new players, e.g. high frequency traders, who can fill liquidity vacuum
- Lower cost of balance sheet through being able to offload risk easily
- Better & more accurate pricing encouraged because corrections happen very quickly

More liquidity?

e.g. Bund futures market

Risks of an open access CLOB

- **Increased market vulnerability** due to additional risks introduced into the system (v fast trading, hard to monitor) e.g.
 - “Signal risk” where a trader inadvertently advertises a significant risk move
 - Leads to “**Flash crash**” risk where selling/buying triggers even more selling/buying
 - “Follow best” strategies
- Machines not error-free which could further flood the system with other order strategies
- Encourages market manipulation strategies (spoofing, layering, wash trades)
- Increased risk of front running
- Risk of market liquidity reducing exacerbated by real flow being executed off venue

More volatility?

e.g. UST Flash crash: 15th Oct'14

Automated trading strategies coming to European cash markets?

US cash market

- Automation in UST broker market - with an open access CLOB - has evolved faster and more competitively compared to European cash model
- Open access with few concentrated points of liquidity is synonymous with high frequency trading firms. These firms actively deploy automated trading strategies

TabbForum Dec15:

“**Treasuries are quickly transitioning away from a dealer-driven, “cherry-picker” market to an “all-comers” market.** That is a market where all participants have to be willing to essentially take on anyone, anytime, anywhere – much like a champion boxer willing to take on “all-comers”.

Clearly, this creates a fairer, more competitive market that drives down trading costs for all investors.

Yet, some **critics claim** that our **treasury markets**, like our equity markets, **are in need of immediate reform**. They point to characteristics such as constant quote changes and smaller transaction sizes to support their case”

Is this relevant in European cash market?

- **Yes...**
 - Bond **futures** market: is already operating as a high speed, open access CLOB
 - Cash **client** markets: Possible that inventory shortage pushes market to CLOB?
 - Cash **broker** markets: One IDB introducing high frequency traders to the platform
 - *Current IDB business model is being challenged: reduced dealer inventories has decreased profitability*
 - *And they are facing demand from high frequency firms*
 - *So evolving to be open access exchanges...*

Viewpoint: high frequency firm

“Only unfair & discriminatory markets have the characteristics of large size & slow moving quotes”
says Quantlab’s Cameron Smith (TabbForum Dec15)

Summary: should regulation seek to curb their activity?

Automated trading strategies are not solely responsible for flash crashes & high volatility e.g. regs, QE, market structure

*BUT the fact is that **automated trading with open access** is not going away....*

So can we mitigate risks of high frequency trading to ensure market remains robust & firms participate with confidence?

Increasing
confidence
in fast
moving
electronic
markets

1. Best practices controls

- White paper issued by TMPG* on 9th April 2015 concluded:
“Automated trading has the potential to increase short-term volatility in financial markets by transmitting idiosyncratic shocks from one market to another”
 - Recommendations centre around reducing systemic risk e.g. more controls, testing, clearing
- MiFID2 will introduce similar controls however look more prescriptive and over-burdensome

2. Technology controls: Platforms taking more responsibility for monitoring

- MTS is now monitoring for specific spoofing strategies
- ICAP looking at “circuit breakers” to halt UST trading after large price moves (like in equities)
- Limiting order-to-trade ratios (e.g. Euronext equities has 100:1 per security per day limit)

3. Market architecture changes

- Named Post-trade introduced? This would have self-policing effects (*anonymity has arguably given players a curtain to hide behind*)
- Encourage more single dealer platforms with integration ability to seek best execution (like FX where innovation has been impressive)

* <https://www.newyorkfed.org/medialibrary/microsites/tmpg/files/TMPG%20HFT%20White%20Paper%20FINAL%20-%202015-04-08.pdf>

Discussion points

1. Is there a way to open market access without disincentivising the primary dealer model whilst simultaneously enhancing liquidity?
2. Trading concentration in only a few securities seems to be a pre-requisite to attracting “new” liquidity providers in the market. Is there a way to encourage greater concentration in fewer securities?
3. Will there ever be a central limit order book with *fast* trading in European cash *client* markets?
4. Has the lack of high frequency trading firms participating in current “exclusive” European cash markets meant that we are *less* vulnerable to flash crashes?
5. Which automated trading strategies are particularly unhelpful to enhancing liquidity? Can we be selective? Can we encourage smartness over speed?
6. Outside of automated *trading* itself, automation in European cash markets has been reasonably high BUT *platform fragmentation* risk is increasing. Can/Should we encourage a “re-concentration” of platforms?

Agenda item

Frank Engels and Zoeb Sachedi will review the recent trends in electronic trading, including strategies impacting bond market liquidity and pricing capabilities from market makers. The analysis of the growth of automated trading strategies will try to answer the following questions:

- (i) do they enhance liquidity or exacerbate volatility; and*
- (ii) should regulation seek to curb their activity.*

Martin Scheck will complement the analysis with the recent ETF mapping study published by ICMA

Flash crash: UST example, 15th October 2014

UST Broker Market Structure

- >50% electronic **volume concentrated on 6 on-the-run USTs**
- **High frequency firms participate** directly on broker markets
- Both dealers & high frequency firms utilise algorithms & fast data feeds to stream 2-way firm prices
- High frequency trading firms account for half of the trading volume
 - Sep 15 Risk.net article* showed three Chicago-based firms, **Jump Trading, Citadel Securities & Teza Technologies, accounting for 51 percent of the volume executed by the top 10 firms on BrokerTec**

UST Flash Crash 15 Oct 2014

- The US Treasury published an Official Report** into events of 15th Oct 2014
- No particular conclusion; combination of:
 - New regulations: dealers' reduced ability/willingness to make markets & warehouse risk in times of stress →
 - Rise of high-speed electronic trading in the U.S. Treasury market. 15% of self-trading on day (normally below 5%)
 - Heavy one-way positioning by big investors (betting rates increase). Short eurodollar positions at a record by end-Sep →

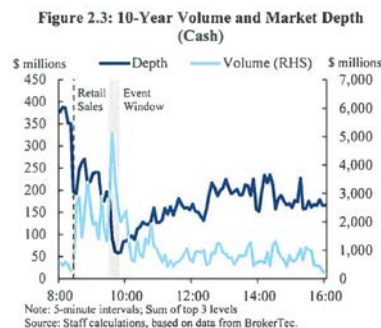
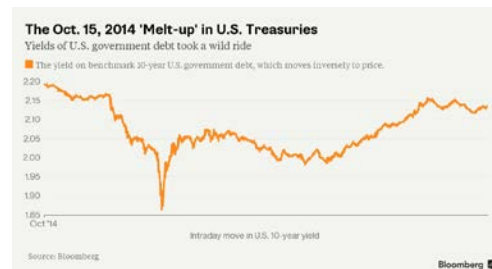


Figure 2.8: Leveraged Funds Net Positioning in 3-Month Eurodollar Futures



Most of the drop was in 10 minute span from 09:30am NY time

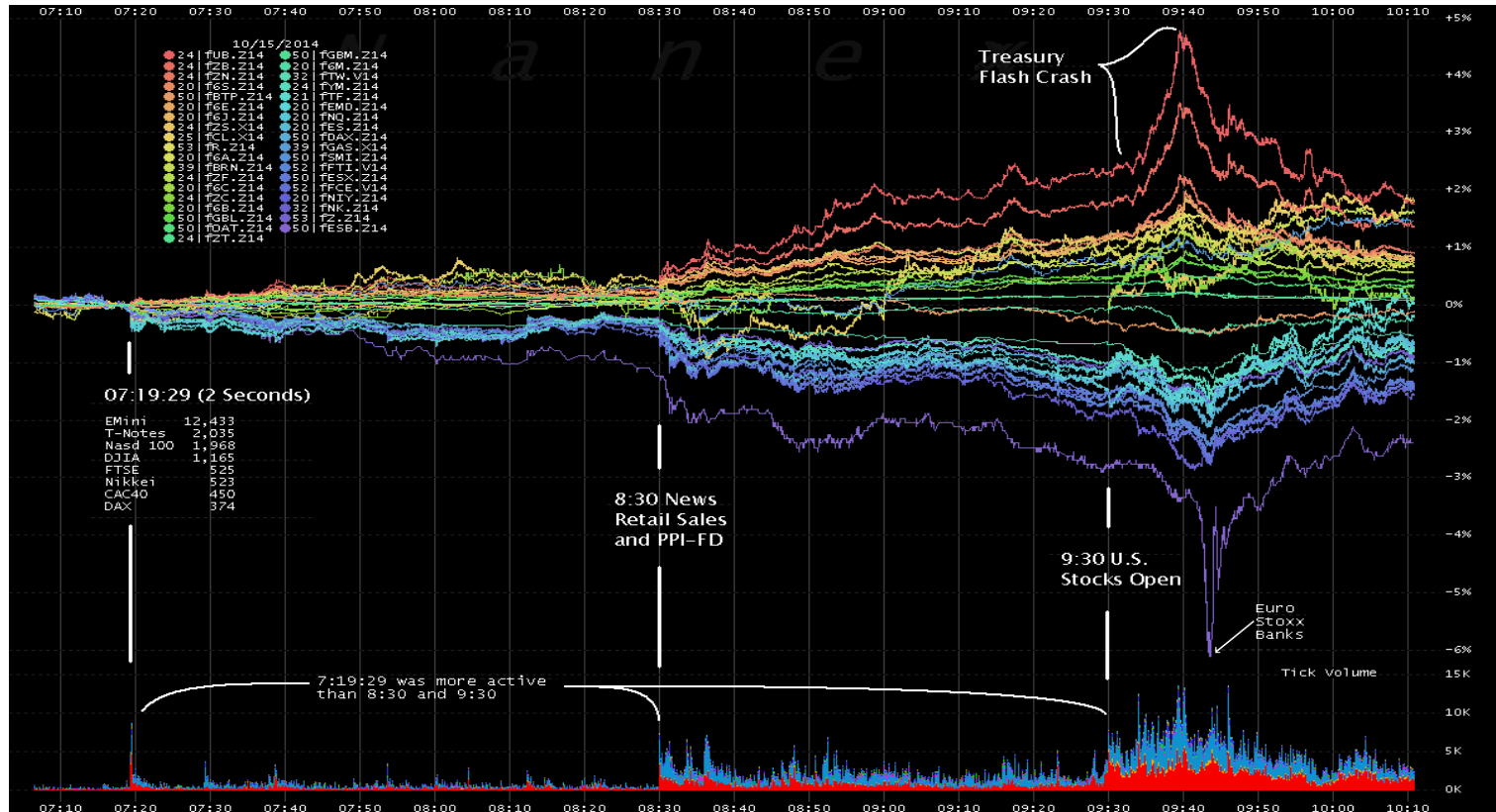
- Intraday average yield range = 8bp
- 15 Oct 2014 = 35bp

* <http://www.risk.net/risk-magazine/news/2426923/client-list-reveals-hft-dominance-on-brokertec>

** https://www.treasury.gov/press-center/press-releases/Documents/Joint_Staff_Report_Treasury_10-15-2015.pdf

The Treasury Flash Crash - timeline

The effect of huge volumes in unusually thin, but otherwise liquid markets



On October 15, 2014 between 9:33 and 9:45, yields in U.S. Treasury Futures flash crashed. Massive trading activity in stock (most notable was that 8,169 ESA traded in 1 sec) and interest rate futures world-wide starting at 7:19:29 ET was the origin of the price move which led to a world-wide collapse in liquidity and price instability. High activity persisted for little over 2 secs and was so unusual that it eclipsed the level of activity during the 8:30 news event and the Stock Market opening. The price movement that began at 7:19:29 continued in the same direction through the 8:30 news event and the Flash Crash at 9:40. If this was a large (huge) bet, it was correct.

Source: Nanex, Citi Research

DISCLAIMER: This communication has been prepared by individual sales and/or trading personnel of Citigroup Global Markets Limited (CGML) or its subsidiaries or affiliates (collectively Citi). In the United Kingdom, CGML is authorised by the Prudential Regulation Authority and regulated by the Financial Conduct Authority and the Prudential Regulation Authority (together, the UK Regulator) and has its registered office at Citigroup Centre, Canada Square, London E14 5LB. This communication is directed at persons (i) who have been or can be classified by Citi as eligible counterparties or professional clients in line with the rules of the UK Regulator, (ii) who have professional experience in matters relating to investments falling within Article 19(1) of the Financial Services and Markets Act 2000 (Financial Promotion) Order 2005 and (iii) other persons to whom it may otherwise lawfully be communicated. No other person should act on the contents or access the products or transactions discussed in this communication. In particular, this communication is not intended for retail clients and Citi will not make such products or transactions available to retail clients. The information contained herein may relate to matters that are (i) not regulated by the UK Regulator and/or (ii) not subject to the protections of the United Kingdom's Financial Services and Markets Act 2000 and/or the United Kingdom's Financial Services Compensation Scheme. All material contained herein, including any proposed terms and conditions, is indicative and for discussion purposes only, is subject to change without notice, is strictly confidential, may not be reproduced and is intended for your use only. It does not include a number of terms and conditions that will be included in any actual transaction and final terms and conditions are subject to further discussion and negotiation nor does it purport to identify all risks (direct or indirect). This communication is not a commitment to deal in any product, offer financing or enter into any transaction described herein. Citi is not acting as your agent, fiduciary or investment adviser and is not managing your account. The provision of information in this communication is not based on your individual circumstances and should not be relied upon as an assessment of suitability for you of a particular product or transaction. It does not constitute investment advice and Citi makes no recommendation as to the suitability of any of the products or transactions mentioned. Even if Citi possesses information as to your objectives in relation to any transaction, series of transactions or trading strategy, this will not be deemed sufficient for any assessment of suitability for you of any transaction, series of transactions or trading strategy. Save in those jurisdictions where it is not permissible to make such a statement, we hereby inform you that this communication should not be considered as a solicitation or offer to sell or purchase any securities, deal in any product or enter into any transaction. You should make any trading or investment decisions in reliance on your own analysis and judgment and/or that of your independent advisors and not in reliance on Citi and any decision whether or not to adopt any strategy or engage in any transaction will not be Citi's responsibility. Citi does not provide investment, accounting, tax, financial or legal advice; such matters as well as the suitability of a potential transaction or product or investment should be discussed with your independent advisors. Prior to dealing in any product or entering into any transaction, you and the senior management in your organisation should determine, without reliance on Citi, (i) the economic risks or merits, as well as the legal, tax and accounting characteristics and consequences of dealing with any product or entering into the transaction (ii) that you are able to assume these risks, (iii) that such risks or any other relevant circumstance or consideration. Where you are acting as an adviser or agent, you should evaluate this communication in light of the circumstances applicable to your principal and the scope of your authority. The information in this communication, including any trade or strategy ideas, is provided by individual sales and/or trading personnel of Citi and not by Citi's research department and therefore the directives on the independence of research do not apply. Any view expressed in this communication may represent the current views and interpretations of the markets, products or events of such individual sales and/or trading personnel and may be different from other sales and/or trading personnel and may also differ from Citi's published research – the views in this communication may be more short term in nature and liable to change more quickly than the views of Citi research department which are generally more long term. On the occasions where information provided includes extracts or summary material derived from research reports published by Citi's research department, you are advised to obtain and review the original piece of research to see the research analyst's full analysis. Any prices used herein, unless otherwise specified, are indicative. Although all information has been obtained from, and is based upon sources believed to be reliable, it may be incomplete or condensed and its accuracy cannot be guaranteed. Citi makes no representation or warranty, expressed or implied, as to the accuracy of the information, the reasonableness of any assumptions used in calculating any illustrative performance information or the accuracy (mathematical or otherwise) or validity of such information. Any opinions attributed to Citi constitute Citi's judgment as of the date of the relevant material and are subject to change without notice. Provision of information may cease at any time without reason or notice being given. Commissions and other costs relating to any dealing in any products or entering into any transactions referred to in this communication may not have been taken into consideration.

Any scenario analysis or information generated from a model is for illustrative purposes only. Where the communication contains "forward-looking" information, such information may include, but is not limited to, projections, forecasts or estimates of cashflows, yields or return, scenario analyses and proposed or expected portfolio composition. Any forward-looking information is based upon certain assumptions about future events or conditions and is intended only to illustrate hypothetical results under those assumptions (not all of which are specified herein or can be ascertained at this time). It does not represent actual termination or unwind prices that may be available to you or the actual performance of any products and neither does it present all possible outcomes or describe all factors that may affect the value of any applicable investment, product or investment. Actual events or conditions are unlikely to be consistent with, and may differ significantly from, those assumed. Illustrative performance results may be based on mathematical models that calculate those results by using inputs that are based on assumptions about a variety of future conditions and events and not all relevant events or conditions may have been considered in developing such assumptions. Accordingly, actual results may vary and the variations may be substantial. The products or transactions identified in any of the illustrative calculations presented herein may therefore not perform as described and actual performance may differ, and may differ substantially, from those illustrated in this communication. When evaluating any forward looking information you should understand the assumptions used and, together with your independent advisors, consider whether they are appropriate for your purposes. You should also note that the models used in any analysis may be proprietary, making the results difficult or impossible for any third party to reproduce. This communication is not intended to predict any future events. Past performance is not indicative of future performance. Citi shall have no liability to the user or to third parties, for the quality, accuracy, timeliness, continued availability or completeness of any data or calculations contained and/or referred to in this communication nor for any special, direct, indirect, incidental or consequential loss or damage which may be sustained because of the use of the information contained and/or referred to in this communication or otherwise arising in connection with the information contained and/or referred to in this communication, provided that this exclusion of liability shall not exclude or limit any liability under any law or regulation applicable to Citi that may not be excluded or restricted. The transactions and any products described herein may be subject to fluctuations of their market – to market price or value and such fluctuations may, depending on the type of product or security and the financial environment, be substantial. Where a product or transaction provides for payments linked to or derived from prices or yields of, without limitation, one or more securities, other instruments, indices, rates, assets or foreign currencies, such provisions may result in negative fluctuations in the value of and amounts payable with respect to such product prior to or at redemption. You should consider the implications of such fluctuations with your independent advisers. The products or transactions referred to in this communication may be subject to the risk of loss of some or all of your investment, for instance (and the examples set out below are not exhaustive), as a result of fluctuations in price or value of the product or transaction or a lack of liquidity in the market or the risk that your counterparty or any guarantor fails to perform its obligations or, if this the product or transaction is linked to the credit of one or more entities, any change to the creditworthiness of the credit of any of those entities. Citi (whether through the individual sales and/or trading personnel involved in the preparation or issuance of this communication or otherwise) may from time to time have long or short principal positions and/or actively trade, for its own account and those of its customers, by making markets to its clients, in products identical to or economically related to the products or transactions referred to in this communication. Citi may also undertake hedging transactions related to the initiation or termination of a product or transaction, that may adversely affect the market price, rate, index or other market factor(s) underlying the product or transaction and consequently its value. Citi may have an investment banking or other commercial relationship with and access to information from the issuer(s) of securities, products, or other interests underlying a product or transaction. Citi may also have potential conflicts of interest due to the present or future relationships between Citi and any asset underlying the product or transaction, any collateral manager, any reference obligations or any reference entity. Citi may submit prices, rates, estimates or values to data sources that publish indices or benchmarks which may be referenced in products or transactions discussed in this communication. Such submissions may have an impact on the level of the relevant index or benchmark and consequently on the value of the products or transactions. Citi will make such submissions without regard to your interests under a particular product or transaction. Citi has adopted policies and procedures designed to mitigate potential conflicts of interest arising from such submissions and our other business activities. In light of the different roles performed by Citi you should be aware of such potential conflicts of interest. Any decision to purchase any product or enter into any transaction referred to in this communication should be based upon the information contained in any associated offering document if one is available (including any risk factors or investment considerations mentioned therein) and/or the terms of any agreement. Any securities which are the subject of this communication have not been and will not be registered under the United States Securities Act of 1933 as amended (the Securities Act) or any United States securities law, and may not be offered or sold within the United States or to, or for the account or benefit of, any US person, except pursuant to an exemption from, or in a product or transaction, not subject to, the registration requirements of the Securities Act. This communication is not intended for distribution to, or to be used by, any person or entity in any jurisdiction or country which distribution or use would be contrary to law or regulation. This communication contains data compilations, writings and information that are confidential and proprietary to Citi and protected under copyright and other intellectual property laws, and may not be reproduced, distributed or otherwise transmitted by you to any other person for any purpose unless Citi's prior written consent have been obtained. In any instance where distribution of this communication is subject to the rules of the US Commodity Futures Trading Commission ("CFTC"), this communication constitutes an invitation to consider entering into a derivatives transaction under U.S. CFTC Regulations § 1.71 and 23.605, where applicable, but is not a binding offer to buy/sell any financial instrument. IRS Circular 230 Disclosure: Citigroup Inc. and its affiliates do not provide tax or legal advice. Any discussion of tax matters in these materials (i) is not intended or written to be used, and cannot be used or relied upon, by you for the purpose of avoiding any tax penalties and (ii) may have been written in connection with the "promotion or marketing" of a transaction (if relevant) contemplated in these materials. Accordingly, you should seek advice based upon your particular circumstances from an independent tax advisor. Although CGML is affiliated with Citibank, N.A. (together with Citibank N.A.'s subsidiaries and branches worldwide, Citibank), you should be aware that none of the products mentioned in this communication (unless expressly stated otherwise) are (i) insured by the Federal Deposit Insurance Corporation or any other governmental authority, or (ii) deposits or other obligations of, or guaranteed by, Citibank or any other insured depository institution. © 2016 Citigroup Global Markets Limited. Citi, Citi and Arc Design are trademarks and service marks of Citigroup Inc. or its affiliates and are used and registered throughout the world.