

UPDATE ON THE ABS MARKET AND OUTLOOK

October 2013

International ABS & CB Research

Gareth Davies. CFA ^{AC}

+44 207 134-1853

gareth.davies@jpmorgan.com

J.P. Morgan Securities plc

See the end pages of this presentation for analyst certification and important disclosures.

J.P. Morgan does and seeks to do business with companies covered in its research reports. As a result, investors should be aware that the firm may have a conflict of interest that could affect the objectivity of this report. Investors should consider this report as only a single factor in making their investment decision.

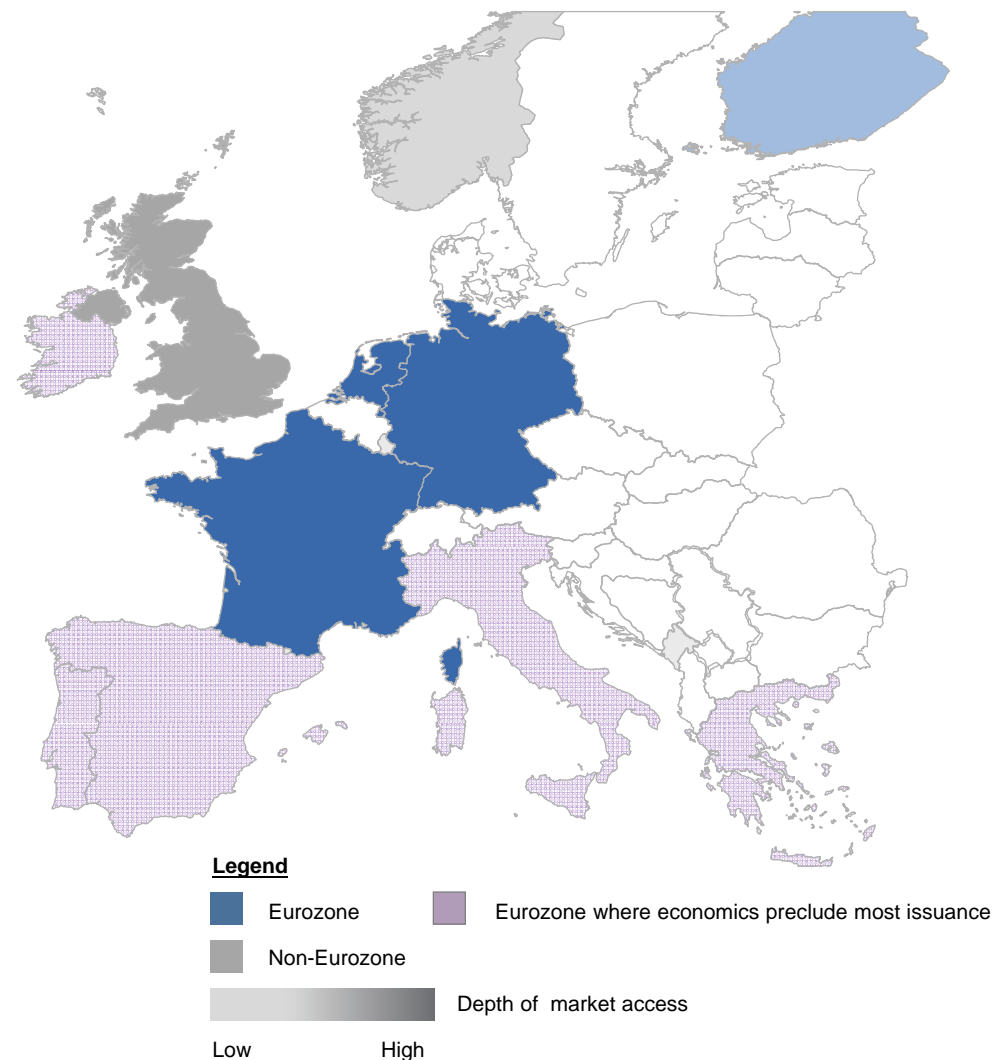
J.P.Morgan

J.P. Morgan

The European ABS markets in 2013–The state of the union...

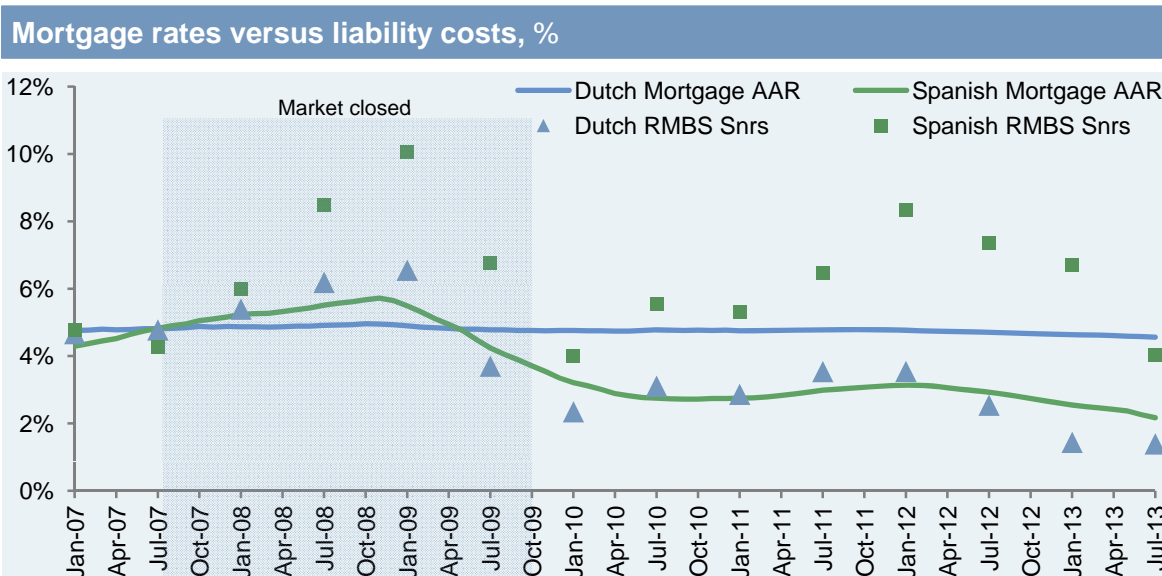
Commentary

- No such thing as a European, or even a Eurozone securitisation market
 - More a collection of disparate issuance jurisdictions
- Since the *distributed* securitisation market reopened in 2009:
 - Average annual Eurozone issuance stands at €29bn (YTD €28bn)
 - Ex-Eurozone issuance adds a further €42bn (YTD €8bn)
 - Cumulative real economy funding of €118bn (€259bn)
- *Retained-for-repo* bonds continue to provide issuers with significant liquidity asset balances
 - Cumulative Eurozone creation since 2009 stands at €398bn (YTD €57bn)
 - Ex-Eurozone creation adds a further €202bn (YTD €6bn)
- 2013 sees a divergent market from previous periods
 - UK's dominant role in issuance terms significantly curtailed as originators require less wholesale market funding
 - NOT because of Funding for Lending
 - As 'core' Eurozone provides a larger share of issuance, market becomes less residential-mortgage backed
- **Transaction economics remain a major roadblock to the broader usage of securitisation**



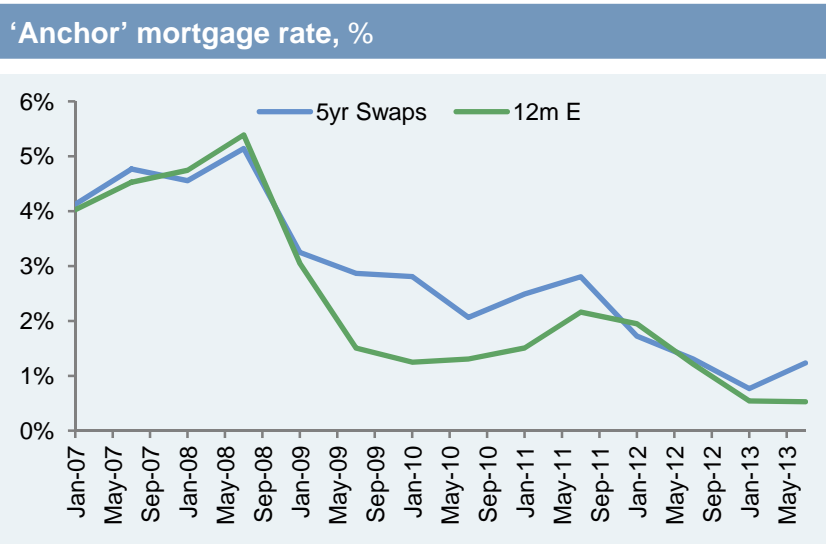
Source: J.P. Morgan International ABS & CB Research

Peripheral assets are often unable to support elevated securitisation liability spreads, resulting in official sector reliance



Source: ECB & J.P. Morgan International ABS & CB Research

- ### Economics 101
- Peripheral issuers are almost entirely excluded from new securitisation issuance at current spread levels
 - Despite the significant improvement from recent spread wides
 - Assets throw off insufficient yield to support liability costs
 - ECB 'crowds out' the markets
 - Northern European issuers **do** however have a choice:
 - **Issuance is the cheapest option, once haircuts are accounted for—covereds are cheaper than RMBS**



Source: Bloomberg

- ### Securitisation vs Covered Bonds
- Securitisation is overwhelmingly structured from stand-alone SPVs in the Eurozone
 - Master trusts starting to take off in the Netherlands
 - Means transaction economics must work on a standalone basis
 - Asset spread must cover *distributed* liability costs
 - While repricing has occurred most notably in Northern Europe, ability to reprice consumer credit in the Periphery is limited by existing financial stresses on borrowers
 - If reprice, will cause the performance deterioration investors fear
 - Covereds can however 'syndicate' elevated costs across the programme (whole cover pool margin), allowing issuance

Why don't we see more activity? From the issuers' perspective


Who is doing what?

'Core' Eurozone		<ul style="list-style-type: none"> ■ 'Core' Eurozone fully supported by active, and more importantly, cheap access to funding through the covered bond market ■ Little prospect of challenging entrenched covered products, resulting in securitisation being a 'residual' funding instrument i.e. funding for collateral not eligible for inclusion in cover pools <ul style="list-style-type: none"> ■ Unsecured consumer assets are an area of growth ■ SME ABS offer an economically viable funding mechanism ■ Solid investor appetite, although official sector access remains a roadblock to potential supply
Italy		<ul style="list-style-type: none"> ■ OBGs present an alternative, however transaction economics remain the biggest constraint on potential securitised issuance. Credit concerns largely driven by the sovereign, rather than the securitised collateral pools of existing bonds
Periphery – Credit		<ul style="list-style-type: none"> ■ ACS, OH and CH prove to be cheaper sources of funding for residential assets than RMBS alternative ■ Credit issues in existing collateral pools push investors to prefer the safety of dual-claim instruments (i.e. CBs), or early-vintage securitised bonds <ul style="list-style-type: none"> ■ Leaving more recent cohort paper comparatively wide in spread terms, and providing 'unhelpful' price points ■ Data inadequacy remains a roadblock to clearing the 'backlog' ■ For Greece, significant uncertainty overshadows investment in both secured instruments
Ex-Eurozone		<ul style="list-style-type: none"> ■ Similar to core Eurozone, mainstream residential assets are more cheaply funded through reliance on the covered bonds ■ Nascent emergence of a securitisation market for non-resi consumer assets allows: <ul style="list-style-type: none"> ■ Banks to get comparatively cheap funding (compared to deposits/senior) ■ Investors gain exposure to rare, solidly performing collateral from jurisdictions removed from the sovereign crisis
UK		<ul style="list-style-type: none"> ■ Low issuance volumes attributed to official sector intervention, but should rather be ascribed to lower total funding needs across sector. Lack of supply for securitised and covered product causing headaches for investors.

Source: J.P. Morgan International ABS & CB Research

Why don't we see more activity? From the investors' perspective, regulatory moves have much to do with it

ABS & Senior Unsecured impact		Covered Bond impact
<ul style="list-style-type: none"> Proposed rewrite leads to significant increase in capital charges for securitised positions 	Securitisation Framework	<ul style="list-style-type: none"> No impact
<ul style="list-style-type: none"> Increases the risk around senior unsecured debt 	Bail-in debate	<ul style="list-style-type: none"> Regulations exclude CB from bail-in category of instruments
<ul style="list-style-type: none"> Treats securitisation investment relatively harshly for insurers who cannot create their own internal models 	Solvency II	<ul style="list-style-type: none"> Encourages both insurer investment in real estate backed assets, and offers CB a preferential charge
<ul style="list-style-type: none"> Includes some securitisation bonds as an eligible liquid asset under Level IIb of the LCR calculation 	CRD IV/Basel III/BIS Liquidity Regime	<ul style="list-style-type: none"> Includes covered bonds as an eligible liquid asset under Level IIa of the LCR calculation
<ul style="list-style-type: none"> Requires additional due diligence by investors in ABS and retention of 5% of any new issue by originators 	CRD II 122a	<ul style="list-style-type: none"> No impact
<ul style="list-style-type: none"> Increases the risk weights for trading book ABS and all re-securitisations 	CRD III	<ul style="list-style-type: none"> No impact
<ul style="list-style-type: none"> Minimum ABS haircut of 10% at the repo window, with loan level data requirements 	ECB Repo	<ul style="list-style-type: none"> CB haircuts of 1-8% at the repo window. No loan level data requirements



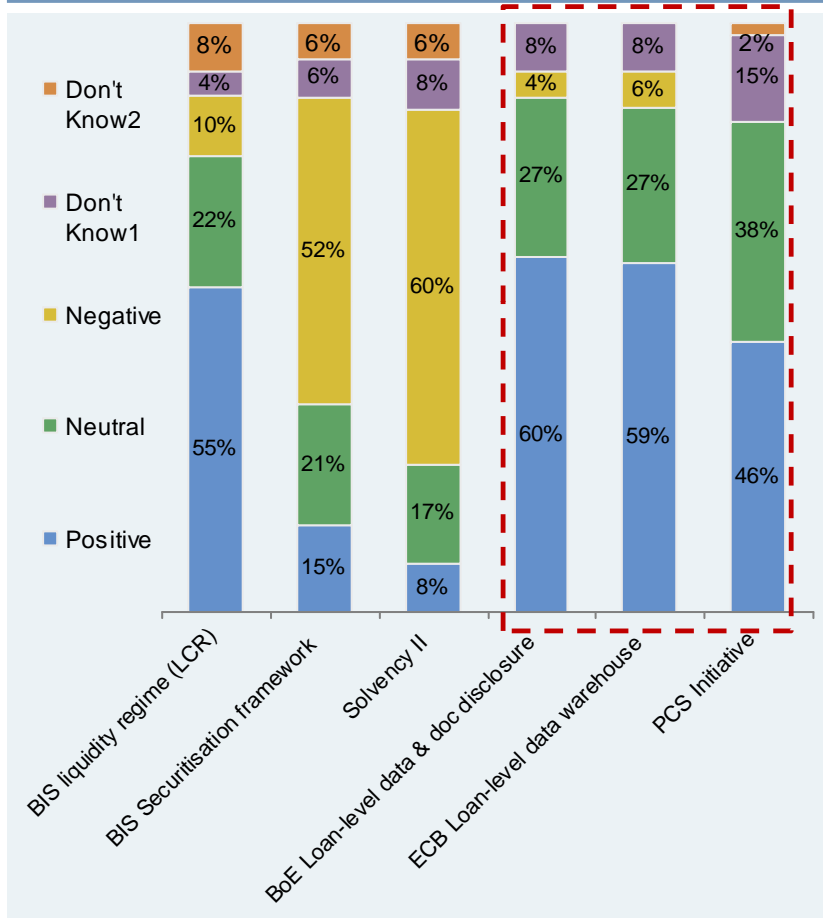
Source: J.P. Morgan International ABS & CB Research

Overview

- Securitisation continues to face significant re-regulation following the financial crisis
 - Significant initiatives such as re/writing of the BIS Securitisation Framework (banks) and Solvency II (insurers) often incorrectly assume that the worst case in global securitised performance should be the base-case for European securitisation regulatory treatment
- Securitisation industry initiatives often have to fight to standstill in regulatory terms, while the covered bond community can focus on improving existing treatment, therefore increasing the disparity in treatments between the two asset classes

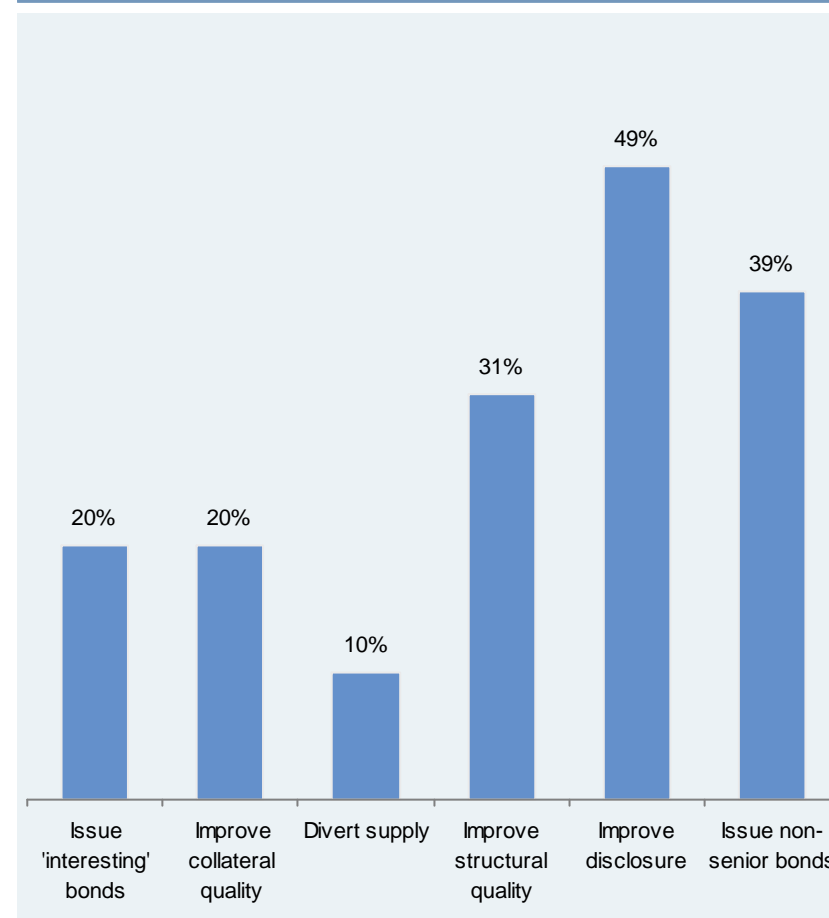
Not all regulation unsettles investors however, with a number of initiatives designed to improve access to information being welcomed by investors...

What do you expect the impact of these forthcoming regulatory initiatives to be on the International ABS market?, %



Source: J.P. Morgan International ABS Confidence Index, June 2013
 Note: Don't Know1 & 2 refers to the answers "Don't know enough, my fault", and "Don't know enough, "their" fault" respectively.

From an investor perspective, what do ABS originators need to do to re-open the International ABS market?, %



Source: J.P. Morgan International ABS Confidence Index, June 2013

...although it is still 'early days' to assess the full impact on counterparty behaviour

Prime Collateralised Securities Label

- Label awarded to senior-most ABS transactions which meet a subjective set of criteria, including
 - Simplicity
 - Asset quality
 - Transparency
- Since launch (end of November 2012), eligible tranches in 31 transactions have been granted use of the label
 - Some primary market interest in eligibility on transaction launch
 - No discernible impact on secondary market activity as yet...

Market feedback

- Too early to gauge the benefits of the Label
 - Limited number of deals
- Expected benefits include:
 - Alignment of best practices across jurisdictions
 - Minimum reporting standards
 - Help to standardise transaction docs
 - Increased likelihood of improved regulatory/repo treatment
 - Asset quality and potential to reduce stigma
 - Independent review by third party
 - Lower barriers to entry for new investors

Loan Level Data Initiative

- Loan Level Data (LLD) requirement for ECB window access commenced in Q1 2013, with a 9 month phase-in period for the larger securitised asset classes (RMBS and SME ABS)
- All major consumer assets now covered
 - CCABS latest to be added, in September 2013
 - Joining CMBS, Consumer Finance, Leasing, Autos, RMBS and SME ABS
- Tolerances recently announced permitting continued (temporary) acceptance at the window for minor infractions of data provision

Market feedback

- Welcomed by investors, allowing deeper analysis
 - Thereby improving confidence
 - Improved liquidity?
- Standardised reporting across the asset class
- 'One stop shop' for LLD
- Improved transparency
- Potential for improved regulatory treatment

So where does that leave us? Looking into 2014...

Commentary

- 2013 looks set to be a strange year...
 - YTD issuance volumes are suppressed by historical standards
 - We venture that bank funding needs are lower across the board... not a reflection of the merits of one funding instrument over another
 - Senior unsecured, covereds and ABS are all facing lower issuance volumes
 - Official sector continues to drain potential supply alongside the 'driver' of negative balance sheet growth
 - The mix of new issue assets presented to investors is fundamentally different to earlier periods
 - The bulwark of UK RMBS has gone AWOL
 - Increased issuance from international consumer finance operations, away from funding at group centre
 - Peripheral issuance economics still do not work
 - Secondary markets have not experienced the drop in activity that has been seen in the primary markets
 - Engagement with peripheral risk has improved following the almost complete aversion during the sovereign crisis
 - But still not to a breadth of risk-taking comparable to that in the covered market
- Fundamentals continue to deteriorate across the majority of jurisdictions
 - Most notable in peripheral jurisdictions, where systemic deleveraging is occurring
 - But northern European jurisdictions are not immune to performance corrections (i.e. Netherlands)
 - Propensity for regulatory tinkering appears to have increased of late
 - Numerous mortgage law amendments in Spain
 - Dutch mortgage tax regime changes
 - SMEs lending initiatives
- It remains unclear why 2014 should be fundamentally different from 2013 based on current analysis
 - **2014: More of the same. Just not much more**

Discussion topics

Topics for consideration

- Where next for Eurozone securitisation markets...
 - How can economic peripheral ABS issuance be achieved?
 - Does securitisation investment make sense while the regulatory winds continue to vacillate around the asset class?
- Is greater transparency enough to kick-start the market?
- Will SME ABS be the panacea for the region's smaller corporates...
 - How can securitisation lose its current name-taint, and be more closely associated with increases in real economy funding?
 - Are third party guarantees necessary for investors to engage with SME ABS?

Agenda

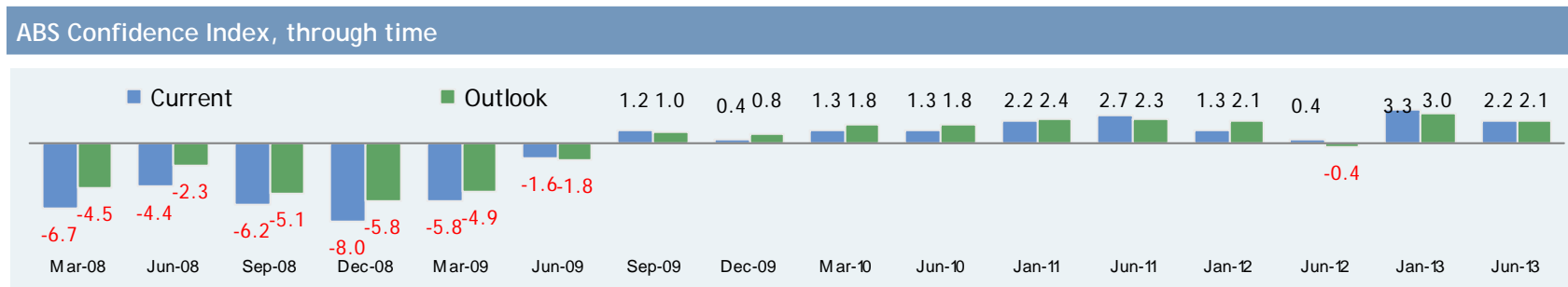
Page

Appendix

9

J.P. Morgan's International ABS Investor Confidence Index results

- J.P. Morgan's **International ABS Investor Confidence Index**¹ shows that investors are feeling comparatively upbeat about the asset class: at **+2.2**, although less so than in January 2013 (+3.3).
 - The Index has now been in positive territory for the last ten readings
 - Expectations for the period ahead show continued signs of confidence, with a reading of **+2.1 over the next six months**
 - The Index shows that investors are not so sanguine about the **wider financial markets**, with the reading **standing at 0.8 currently** (+1.0 over the next six months)
- Investors and originators **expect relatively stable supply into the primary market**, combined with a **tightening bias in terms of spreads**
 - **Sovereign risks** still seen as the most significant threat to this relatively constructive outlook...but this can be navigated

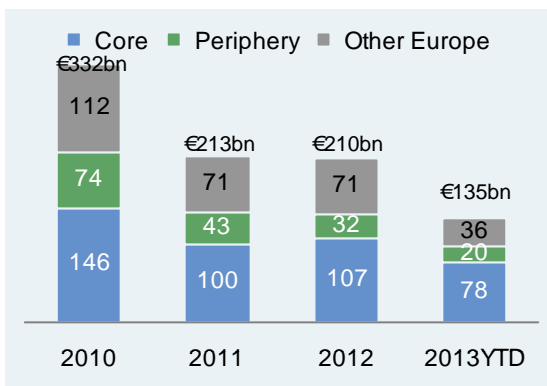


Source: J.P. Morgan International ABS Confidence Index

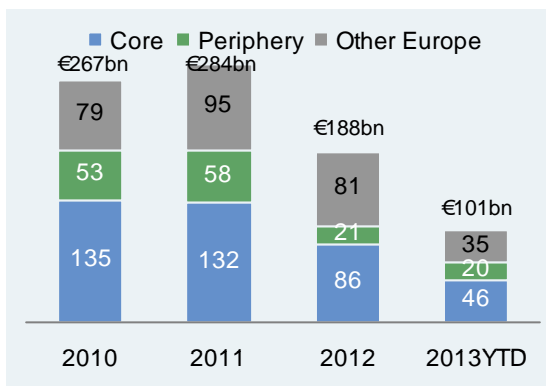
¹ Index methodology: Each available option is assigned a weight between +10 and -10. A result of +10 on the index would imply a unanimous response of "Excellent" from index participants. A result of -10 would imply a unanimous response of "Disastrous" from index participants.

Bank funding markets in 2013—Lower issuance from Eurozone banks across senior instruments

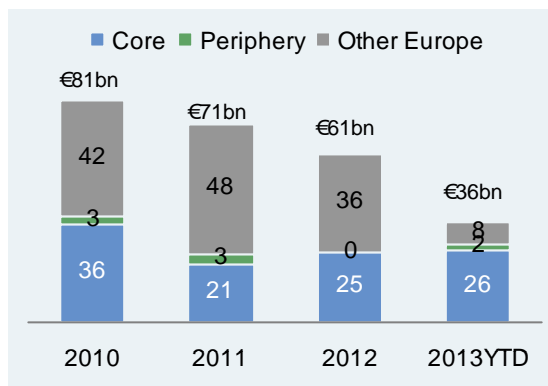
Distributed senior unsecured, €bn



Distributed covered bonds, €bn



Distributed securitisation, €bn



■ **Senior:** Declined due to deleveraging, market access precluded by uneconomic spreads (vis-a-vis CB or official sector alternatives)

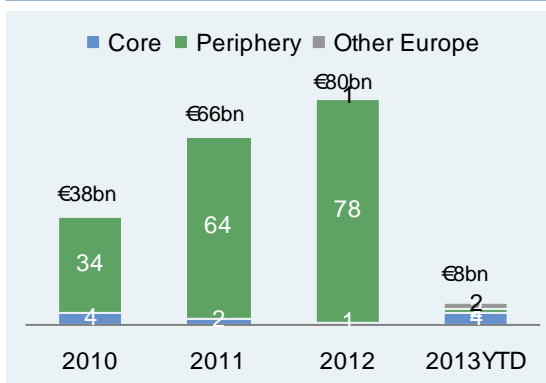
- Durations have shortened:
 - Core: 5.52yr ('07) to 5.06yr ('12)
 - Periphery 4.19yr ('07) to 3.29yr ('12)

■ **Covered:** Distributed issuance declined due to LTRO, and peripheral exclusion from the market. Earlier stresses during the banking crisis

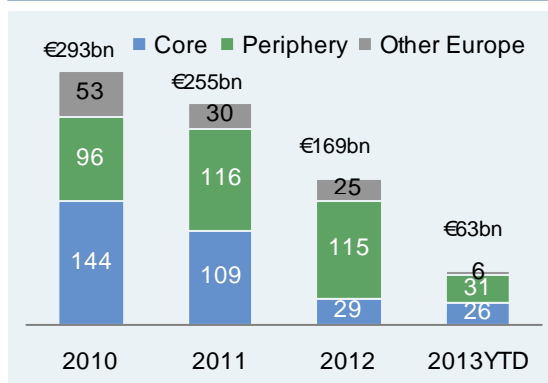
- Durations have shortened:
 - Core: 11.09yr ('07) to 7.14yr ('12)
 - Periphery 12.56yr ('07) to 4.90yr ('12)

■ **Securitisation:** Distributed issuance driven by UK & Dutch RMBS. Earlier periods saw significant retained collateral creation across all geographic groupings.

Retained covered bonds, €bn



Retained securitisation, €bn



Notes:

Core defined as 'Eurozone, non-periphery'. Periphery defined as Greece, Ireland, Italy, Portugal and Spain. 'Other Europe' covers EEA and Switzerland ex Eurozone.

Sources:

Senior Unsecured data sourced from Dealogic
 Covered Bond data sourced from Dealogic. Issuance defined as benchmark transactions (€>500mm) only
 Securitisation data sourced from J.P. Morgan International ABS & CB Research

Disclosures

Analyst Certification: The research analyst(s) denoted by an “AC” on the cover of this report certifies (or, where multiple research analysts are primarily responsible for this report, the research analyst denoted by an “AC” on the cover or within the document individually certifies, with respect to each security or issuer that the research analyst covers in this research) that: (1) all of the views expressed in this report accurately reflect his or her personal views about any and all of the subject securities or issuers; and (2) no part of any of the research analyst's compensation was, is, or will be directly or indirectly related to the specific recommendations or views expressed by the research analyst(s) in this report.

Important Disclosures

Company-Specific Disclosures: Important disclosures, including price charts, are available for compendium reports and all J.P. Morgan–covered companies by visiting <https://mm.jpmorgan.com/disclosures/company>, calling 1-800-477-0406, or e-mailing research.disclosure.inquiries@jpmorgan.com with your request. J.P. Morgan's Strategy, Technical, and Quantitative Research teams may screen companies not covered by J.P. Morgan. For important disclosures for these companies, please call 1-800-477-0406 or e-mail research.disclosure.inquiries@jpmorgan.com.

Explanation of Credit Research Ratings:

Ratings System: J.P. Morgan uses the following sector/issuer portfolio weightings: Overweight (over the next three months, the recommended risk position is expected to outperform the relevant index, sector, or benchmark), Neutral (over the next three months, the recommended risk position is expected to perform in line with the relevant index, sector, or benchmark), and Underweight (over the next three months, the recommended risk position is expected to underperform the relevant index, sector, or benchmark). J.P. Morgan's Emerging Market research uses a rating of Marketweight, which is equivalent to a Neutral rating. NR is Not Rated. In this case, J.P. Morgan has removed the rating for this security because of either a lack of a sufficient fundamental basis or for legal, regulatory or policy reasons. The previous rating no longer should be relied upon. An NR designation is not a recommendation or a rating.

Valuation & Methodology: In J.P. Morgan's credit research, we assign a rating to each issuer (Overweight, Underweight or Neutral) based on our credit view of the issuer and the relative value of its securities, taking into account the ratings assigned to the issuer by credit rating agencies and the market prices for the issuer's securities. Our credit view of an issuer is based upon our opinion as to whether the issuer will be able service its debt obligations when they become due and payable. We assess this by analyzing, among other things, the issuer's credit position using standard credit ratios such as cash flow to debt and fixed charge coverage (including and excluding capital investment). We also analyze the issuer's ability to generate cash flow by reviewing standard operational measures for comparable companies in the sector, such as revenue and earnings growth rates, margins, and the composition of the issuer's balance sheet relative to the operational leverage in its business.

J.P. Morgan Credit Research Ratings Distribution, as of June 28, 2013

	Overweight	Neutral	Underweight
Global Credit Research Universe	23%	58%	19%
IB clients*	63%	55%	51%

Represents Ratings on the most liquid bond or 5-year CDS for all companies under coverage.

*Percentage of investment banking clients in each rating category.

Disclosures

Analysts' Compensation: The research analysts responsible for the preparation of this report receive compensation based upon various factors, including the quality and accuracy of research, client feedback, competitive factors, and overall firm revenues.

Other Disclosures

J.P. Morgan ("JPM") is the global brand name for J.P. Morgan Securities LLC ("JPMS") and its affiliates worldwide. J.P. Morgan Cazenove is a marketing name for the U.K. investment banking businesses and EMEA cash equities and equity research businesses of JPMorgan Chase & Co. and its subsidiaries.

Options related research: If the information contained herein regards options related research, such information is available only to persons who have received the proper option risk disclosure documents. For a copy of the Option Clearing Corporation's Characteristics and Risks of Standardized Options, please contact your J.P. Morgan Representative or visit the OCC's website at <http://www.optionsclearing.com/publications/risks/riskstoc.pdf>

Legal Entities Disclosures

U.S.: JPMS is a member of NYSE, FINRA, SIPC and the NFA. JPMorgan Chase Bank, N.A. is a member of FDIC and is authorized and regulated in the UK by the Financial Services Authority. **U.K.:** J.P. Morgan Securities plc (JPMS plc) is a member of the London Stock Exchange and is authorized and regulated by the Financial Services Authority. Registered in England & Wales No. 2711006. Registered Office 25 Bank Street, London, E14 5JP. **South Africa:** J.P. Morgan Equities South Africa Proprietary Limited is a member of the Johannesburg Securities Exchange and is regulated by the Financial Services Board. **Hong Kong:** J.P. Morgan Securities (Asia Pacific) Limited (CE number AAJ321) is regulated by the Hong Kong Monetary Authority and the Securities and Futures Commission in Hong Kong. **Korea:** J.P. Morgan Securities (Far East) Ltd, Seoul Branch, is regulated by the Korea Financial Supervisory Service. **Australia:** J.P. Morgan Australia Limited (JPMAL) (ABN 52 002 888 011/AFS Licence No: 238188) is regulated by ASIC and J.P. Morgan Securities Australia Limited (JPMSAL) (ABN 61 003 245 234/AFS Licence No: 238066) is regulated by ASIC and is a Market, Clearing and Settlement Participant of ASX Limited and CHI-X. **Taiwan:** J.P. Morgan Securities (Taiwan) Limited is a participant of the Taiwan Stock Exchange (company-type) and regulated by the Taiwan Securities and Futures Bureau. **India:** J.P. Morgan India Private Limited, having its registered office at J.P. Morgan Tower, Off. C.S.T. Road, Kalina, Santacruz East, Mumbai - 400098, is a member of the National Stock Exchange of India Limited (SEBI Registration Number - INB 230675231/INF 230675231/INE 230675231) and Bombay Stock Exchange Limited (SEBI Registration Number - INB 010675237/INF 010675237) and is regulated by Securities and Exchange Board of India. **Thailand:** JPMorgan Securities (Thailand) Limited is a member of the Stock Exchange of Thailand and is regulated by the Ministry of Finance and the Securities and Exchange Commission. **Indonesia:** PT J.P. Morgan Securities Indonesia is a member of the Indonesia Stock Exchange and is regulated by the BAPEPAM LK. **Philippines:** J.P. Morgan Securities Philippines Inc. is a Trading Participant of the Philippine Stock Exchange and a member of the Securities Clearing Corporation of the Philippines and the Securities Investor Protection Fund. It is regulated by the Securities and Exchange Commission. **Brazil:** Banco J.P. Morgan S.A. is regulated by the Comissao de Valores Mobiliarios (CVM) and by the Central Bank of Brazil. **Mexico:** J.P. Morgan Casa de Bolsa, S.A. de C.V., J.P. Morgan Grupo Financiero is a member of the Mexican Stock Exchange and authorized to act as a broker dealer by the National Banking and Securities Exchange Commission. **Singapore:** This material is issued and distributed in Singapore by J.P. Morgan Securities Singapore Private Limited (JPMSS) [MIC (P) 049/04/2013 and Co. Reg. No.: 199405335R] which is a member of the Singapore Exchange Securities Trading Limited and is regulated by the Monetary Authority of Singapore (MAS) and/or JPMorgan Chase Bank, N.A., Singapore branch (JPMCB Singapore) which is regulated by the MAS. **Japan:** JPMorgan Securities Japan Co., Ltd. is regulated by the Financial Services Agency in Japan. **Malaysia:** This material is issued and distributed in Malaysia by JPMorgan Securities (Malaysia) Sdn Bhd (18146-X) which is a Participating Organization of Bursa Malaysia Berhad and a holder of Capital Markets Services License issued by the Securities Commission in Malaysia. **Pakistan:** J. P. Morgan Pakistan Broking (Pvt.) Ltd is a member of the Karachi Stock Exchange and regulated by the Securities and Exchange Commission of Pakistan. **Saudi Arabia:** J.P. Morgan Saudi Arabia Ltd. is authorized by the Capital Market Authority of the Kingdom of Saudi Arabia (CMA) to carry out dealing as an agent, arranging, advising and custody, with respect to securities business under licence number 35-07079 and its registered address is at 8th Floor, Al-Faisaliyah Tower, King Fahad Road, P.O. Box 51907, Riyadh 11553, Kingdom of Saudi Arabia. **Dubai:** JPMorgan Chase Bank, N.A., Dubai Branch is regulated by the Dubai Financial Services Authority (DFSA) and its registered address is Dubai International Financial Centre - Building 3, Level 7, PO Box 506551, Dubai, UAE.

Country and Region Specific Disclosures

U.K. and European Economic Area (EEA): Unless specified to the contrary, issued and approved for distribution in the U.K. and the EEA by JPMS plc. Investment research issued by JPMS plc has been prepared in accordance with JPMS plc's policies for managing conflicts of interest arising as a result of publication and distribution of investment research. Many European regulators require a firm to establish, implement and maintain such a policy. This report has been issued in the U.K. only to persons of a kind described in Article 19 (5), 38, 47 and 49 of the Financial Services and Markets Act 2000 (Financial Promotion) Order 2005 (all such persons being referred to as "relevant persons"). This document must not be acted on or relied on by persons who are not relevant persons. Any investment or investment activity to which this document relates is only available to relevant persons and will be engaged in only with relevant persons. In other EEA countries, the report has been issued to persons regarded as professional investors (or equivalent) in their home jurisdiction. **Australia:** This material is issued and distributed by JPMSAL in Australia to "wholesale clients" only. This material does not take into account the specific investment objectives, financial situation or particular needs of the recipient. The recipient of this material must not distribute it to any third party or outside Australia without the prior written consent of JPMSAL. For the purposes of this paragraph the term "wholesale client" has the meaning given in section 761G of the Corporations Act 2001.

Disclosures

Germany: This material is distributed in Germany by J.P. Morgan Securities plc, Frankfurt Branch and J.P.Morgan Chase Bank, N.A., Frankfurt Branch which are regulated by the Bundesanstalt für Finanzdienstleistungsaufsicht. **Hong Kong:** The 1% ownership disclosure as of the previous month end satisfies the requirements under Paragraph 16.5(a) of the Hong Kong Code of Conduct for Persons Licensed by or Registered with the Securities and Futures Commission. (For research published within the first ten days of the month, the disclosure may be based on the month end data from two months prior.) J.P. Morgan Broking (Hong Kong) Limited is the liquidity provider/market maker for derivative warrants, callable bull bear contracts and stock options listed on the Stock Exchange of Hong Kong Limited. An updated list can be found on HKEx website: <http://www.hkex.com.hk>. **Japan:** There is a risk that a loss may occur due to a change in the price of the shares in the case of share trading, and that a loss may occur due to the exchange rate in the case of foreign share trading. In the case of share trading, JPMorgan Securities Japan Co., Ltd., will be receiving a brokerage fee and consumption tax (shouhizei) calculated by multiplying the executed price by the commission rate which was individually agreed between JPMorgan Securities Japan Co., Ltd., and the customer in advance. Financial Instruments Firms: JPMorgan Securities Japan Co., Ltd., Kanto Local Finance Bureau (kinsho) No. 82 Participating Association / Japan Securities Dealers Association, The Financial Futures Association of Japan, Type II Financial Instruments Firms Association and Japan Investment Advisers Association. **Korea:** This report may have been edited or contributed to from time to time by affiliates of J.P. Morgan Securities (Far East) Ltd, Seoul Branch. **Singapore:** JPMS and/or its affiliates may have a holding in any of the securities discussed in this report; for securities where the holding is 1% or greater, the specific holding is disclosed in the Important Disclosures section above. **India:** For private circulation only, not for sale. **Pakistan:** For private circulation only, not for sale. **New Zealand:** This material is issued and distributed by JPMSAL in New Zealand only to persons whose principal business is the investment of money or who, in the course of and for the purposes of their business, habitually invest money. JPMSAL does not issue or distribute this material to members of "the public" as determined in accordance with section 3 of the Securities Act 1978. The recipient of this material must not distribute it to any third party or outside New Zealand without the prior written consent of JPMSAL. **Canada:** The information contained herein is not, and under no circumstances is to be construed as, a prospectus, an advertisement, a public offering, an offer to sell securities described herein, or solicitation of an offer to buy securities described herein, in Canada or any province or territory thereof. Any offer or sale of the securities described herein in Canada will be made only under an exemption from the requirements to file a prospectus with the relevant Canadian securities regulators and only by a dealer properly registered under applicable securities laws or, alternatively, pursuant to an exemption from the dealer registration requirement in the relevant province or territory of Canada in which such offer or sale is made. The information contained herein is under no circumstances to be construed as investment advice in any province or territory of Canada and is not tailored to the needs of the recipient. To the extent that the information contained herein references securities of an issuer incorporated, formed or created under the laws of Canada or a province or territory of Canada, any trades in such securities must be conducted through a dealer registered in Canada. No securities commission or similar regulatory authority in Canada has reviewed or in any way passed judgment upon these materials, the information contained herein or the merits of the securities described herein, and any representation to the contrary is an offence. **Dubai:** This report has been issued to persons regarded as professional clients as defined under the DFSA rules. **Brazil:** Ombudsman J.P. Morgan: 0800-7700847 / ouvidoria.jp.morgan@jpmorgan.com.

General: Additional information is available upon request. Information has been obtained from sources believed to be reliable but JPMorgan Chase & Co. or its affiliates and/or subsidiaries (collectively J.P. Morgan) do not warrant its completeness or accuracy except with respect to any disclosures relative to JPMS and/or its affiliates and the analyst's involvement with the issuer that is the subject of the research. All pricing is as of the close of market for the securities discussed, unless otherwise stated. Opinions and estimates constitute our judgment as of the date of this material and are subject to change without notice. Past performance is not indicative of future results. This material is not intended as an offer or solicitation for the purchase or sale of any financial instrument. The opinions and recommendations herein do not take into account individual client circumstances, objectives, or needs and are not intended as recommendations of particular securities, financial instruments or strategies to particular clients. The recipient of this report must make its own independent decisions regarding any securities or financial instruments mentioned herein. JPMS distributes in the U.S. research published by non-U.S. affiliates and accepts responsibility for its contents. Periodic updates may be provided on companies/industries based on company specific developments or announcements, market conditions or any other publicly available information. Clients should contact analysts and execute transactions through a J.P. Morgan subsidiary or affiliate in their home jurisdiction unless governing law permits otherwise.

"Other Disclosures" last revised May 4, 2013.

Copyright 2013 JPMorgan Chase & Co. All rights reserved. This report or any portion hereof may not be reprinted, sold or redistributed without the written consent of J.P. Morgan.