

Micro foundations of macro data: increasing data quality and exploiting the “true wealth” of NSIs

Enrico Giovannini



For decades ...

- ... the main outputs of National statistical offices (NSIs) have been macrodata and the attention of policy makers was on macroeconomics
- ... NSIs calculated macrodata starting from microdata collected through statistical surveys or derived from administrative processes,
- ... but microdata were just considered as raw materials useful to produce the final results, more than the “true wealth” of NSIs
- ... and managing microdata was an issue



A different world

- The power of computers and of statistical and econometric tools make the management of huge data sets very easy
- Micro-datasets are daily generated by all kinds of economic and social activities and can be exploited for commercial and analytical purposes
- The focus moved towards structural economic policy
- NSIs and NCBs have seen that the demand for microdata is growing very quickly



Are we doing what users expect from us?

- National accounts
- Short-term economic statistics
- Structural economic analysis
- Statistical business registers
- Opportunities and risks for NSIs and NCBs
- Competition between NSIs and other national producers

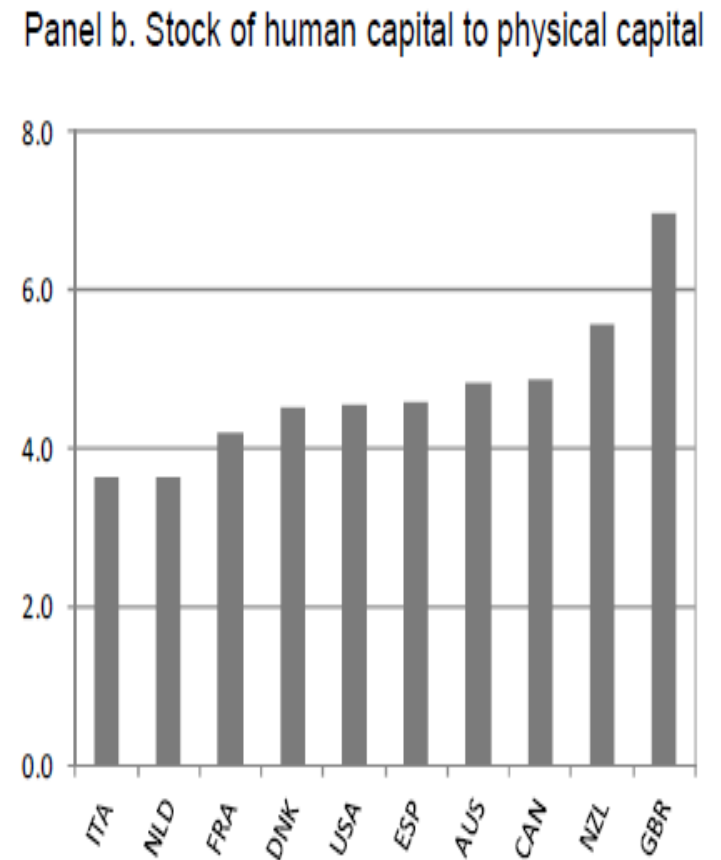
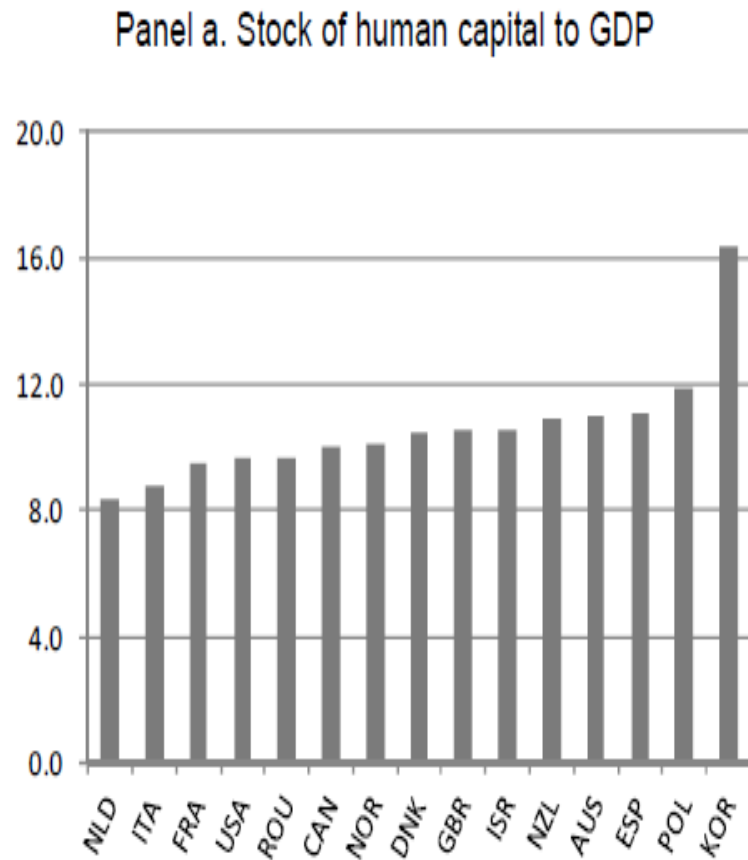


National accounts

- Integrating microdata to produce national accounts
- Non-observed economy:
 - Under-reporting
 - Cross-checks of balance sheets
- National accounts from SBS and fiscal data
 - Large enterprises
 - Small enterprises
- Households accounts (SSF report)
- Social accounting matrices
- Human capital (Jorgenson-Fraumeni)

Human capital

Figure 1 – Micro-level based estimates of human capital stock ratios to GDP and physical capital

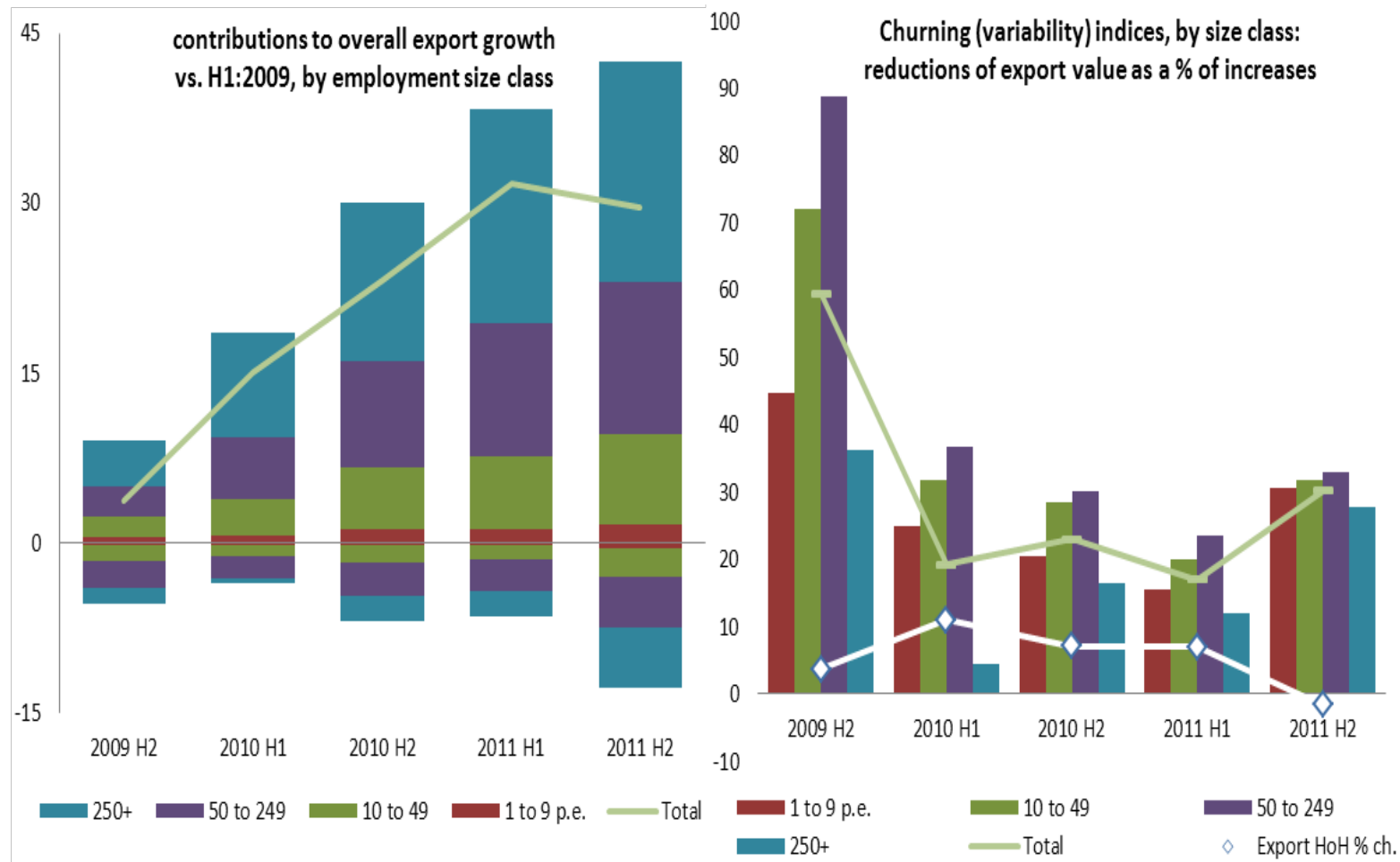


Short-term economic statistics

- Analysis of inflation: impact of change in VAT
 - 240.000 price observations per month
 - the translation to consumers of the VAT rise from 20% to 21% was only partial
 - a macro based analysis would have led to the opposite result or would have been inconclusive
- Infra-annual data on export by characteristics of enterprises
 - 43.000 units (2,2 million persons employed) over 2008-2011
 - the overall increase of 29.7% in export value reflected a contribution of 42.5 percentage points from enterprises with rising exports and a drainage of 12.8 points from enterprises with shrinking exports
 - economic profiles of winners and losers

Short-term economic statistics

Figure 2 – Export growth and contribution by employment size class of enterprises

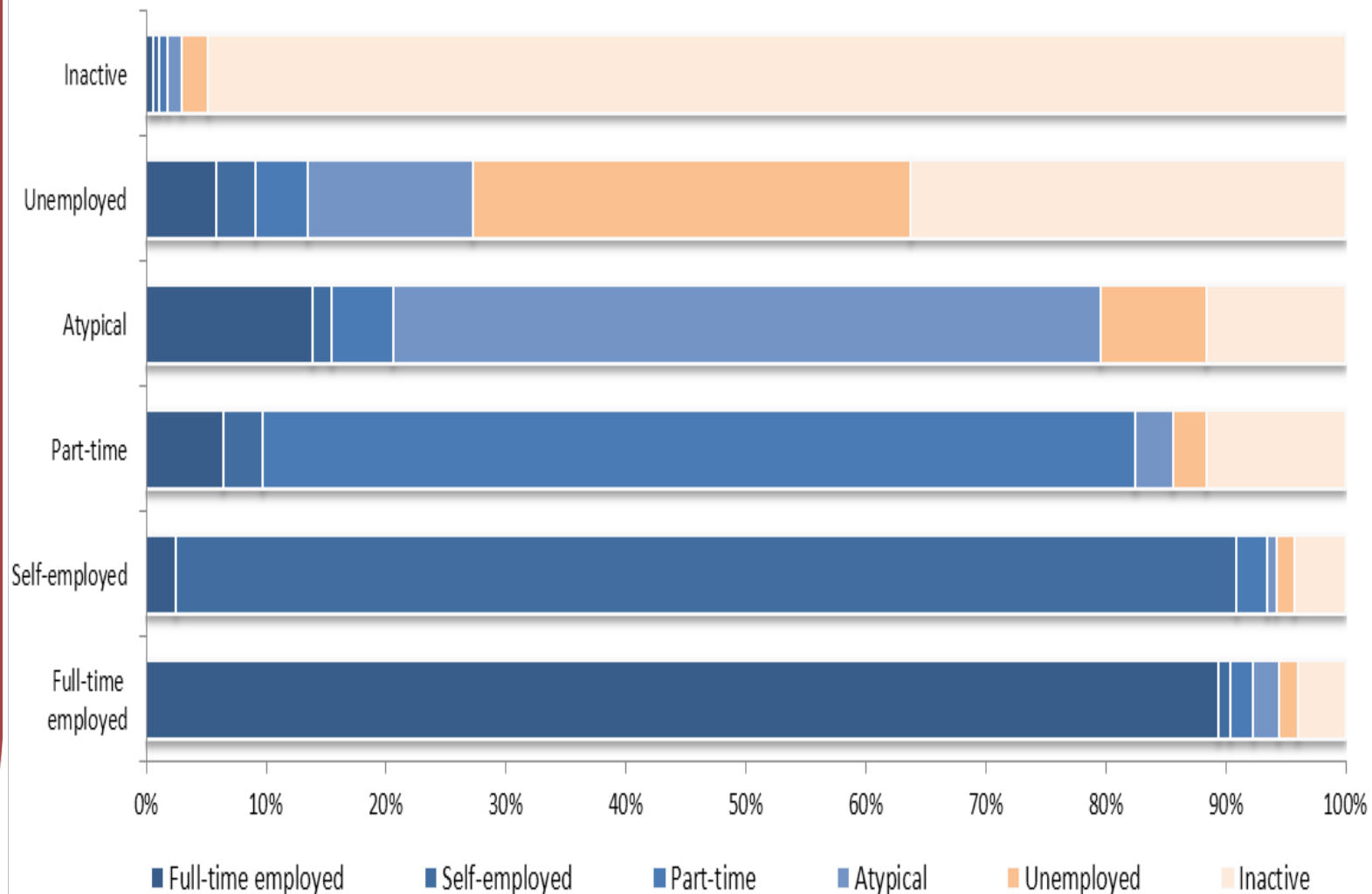


Structural economic analysis

- EU Programme for the Modernisation of European Enterprise and Trade Statistic – MEETS
- BLU-ETS project
 - improvements on business data concerning collection, accessibility and re-use across the EU
 - ways to reduce response burden and to enhance the usability of administrative data for statistical purposes, increase the added value of existing data (small-area estimation, disclosure techniques, remote access)
- ESSLIMIT project, covering different sources (ICT, CIS, SBS, foreign trade surveys, etc.) to explore innovation patterns and enterprise dynamics, and producing multi-source annual indicators
- Labour force longitudinal data

Structural economic analysis

Figure 3. Exit flows by working condition – Q1:2009 – Q1:2010
(percentage composition)



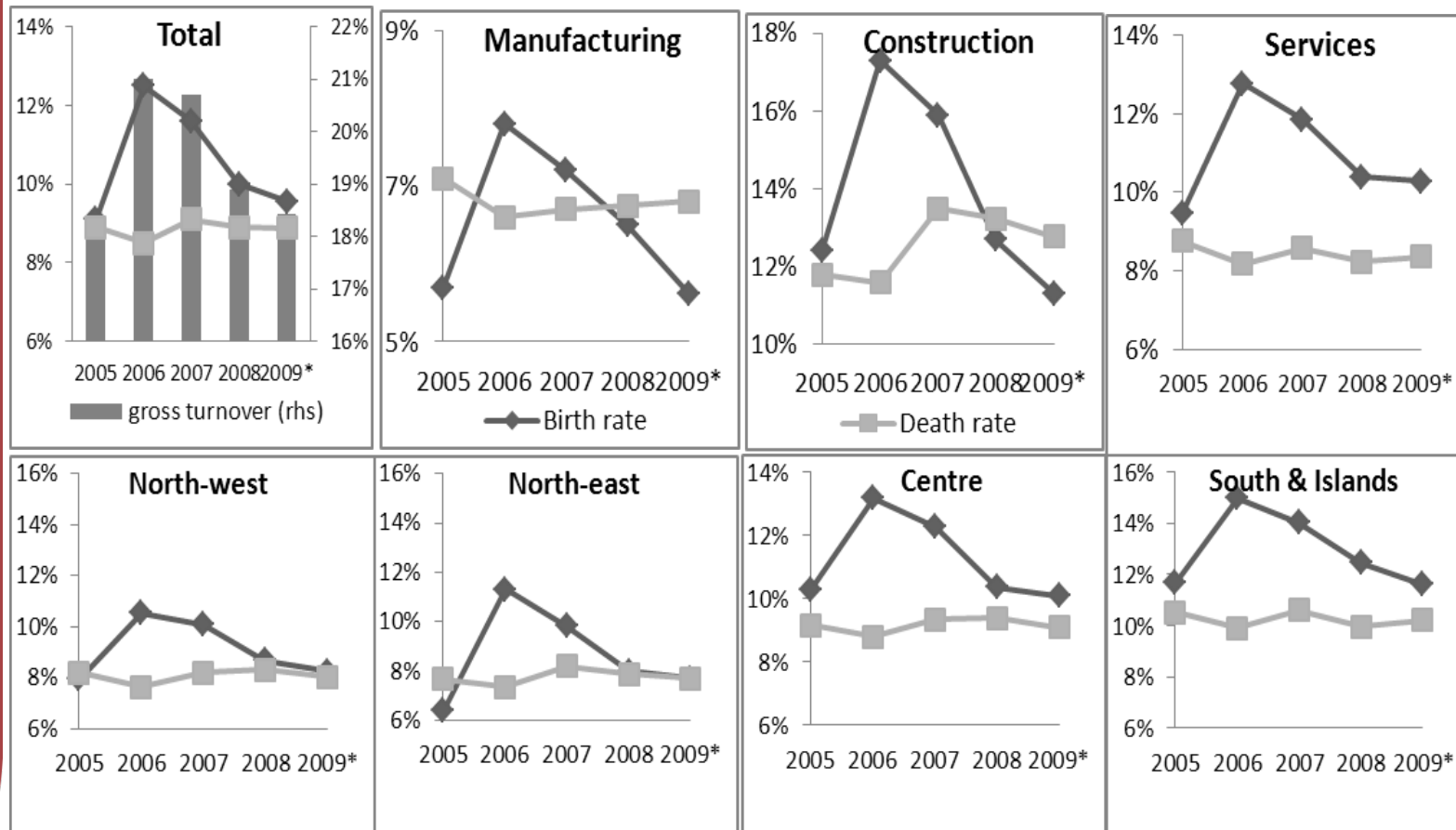
Statistical business registers

- Active Enterprises Statistical Archive - ASIA
 - Analysis of the impact of crisis on enterprises birth rates, which shrunk from 12.5% in 2006 to 9.6% in 2009, while death rates stayed roughly stable just below 9%
 - Differences in demographic patterns by region
 - Performance of enterprises by characteristics (gazelles, high-growth, sex of the owner, etc.)

- Euro Groups Register (EGR) project
 - structural economic information on enterprises part of multinational groups with an interest in Europe
 - statistics on globalization, starting from trade between foreign affiliates (FATS) and on foreign direct investments

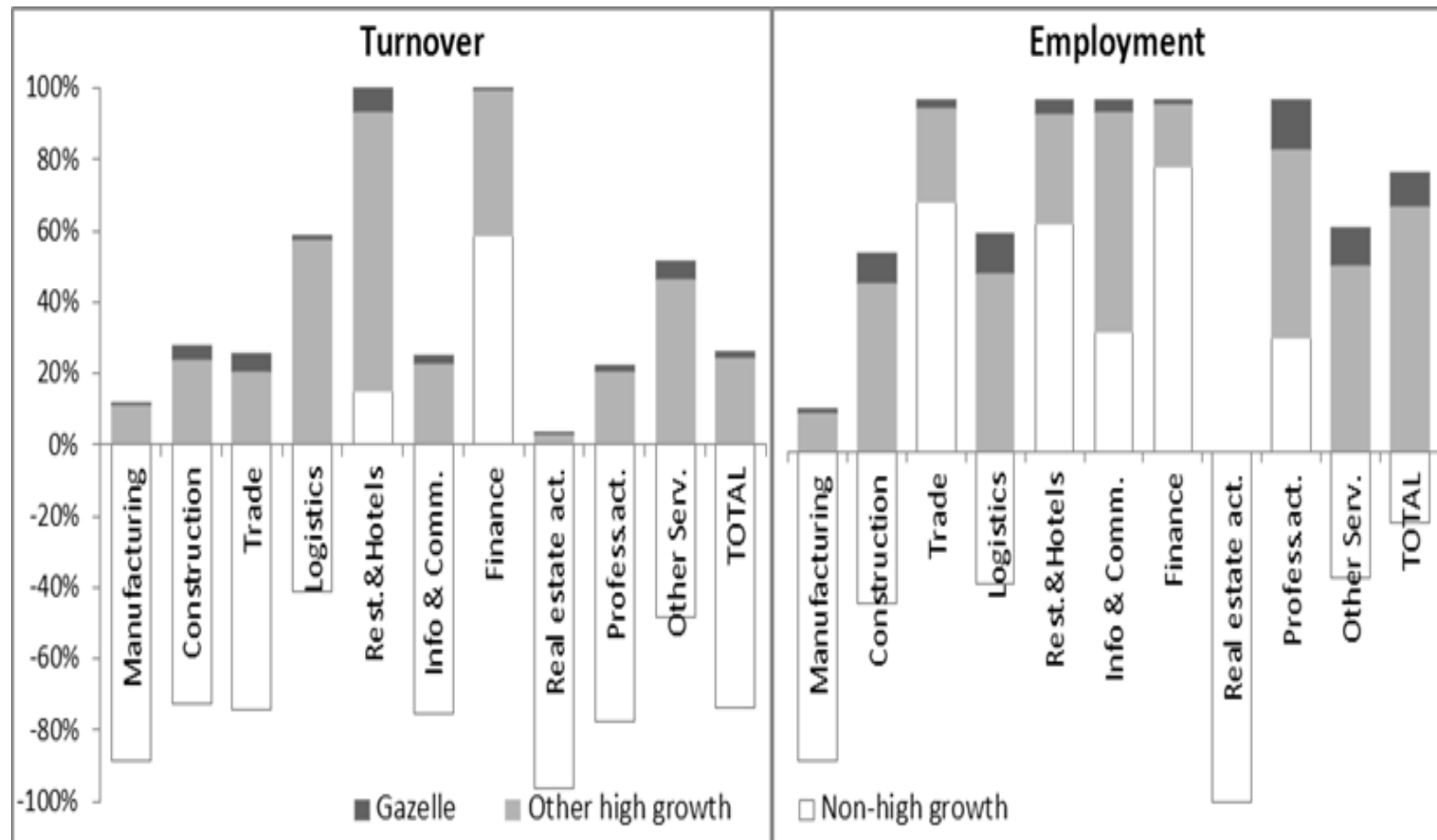
Statistical business registers

Figure 4 – Birth and death rates of Italian enterprises with employees by sector and location of HQ in the years 2005-2009 – main sectors of activity and NUTS1 areas



Statistical business registers

Figure 5 – Percentage of firms with turnover and employment growth by group: high growth (including gazelles) and other active firms; years 2006 to 2009; total and main industries



Opportunities

- Over the last decade NSIs have made a special effort to increase the access to microdata for research purposes
 - Micro-data sets
 - Standard files of microdata
 - ADELE safe center
- New opportunities
 - Istat – Bank of Italy - Kessler Foundation project to establish a national Data Archive for research
 - European project for remote access to microdata centers for research purposes
 - Revision of Regulation 223/2009
 - Exchange of microdata between countries
 - European “vision” for statistical production
 - Role of international organisations (OECD)



Risks and limitations

- Legal barriers at national and international levels
 - General Data Protection European Regulation
 - Changes in national legislations
- Differences in ESS and ESCB
 - Limitations to free circulation of microdata within the ESS
 - Limitations to free circulation of non-anomysed data between NSIs and NCBs

Conclusions and the way forward

- Remove legal barriers at national and international levels for the exchange and the use of microdata for statistical and research purposes
- Establish national data archives (NSIs and NCBs could be partners)
- Foster the exploitation of microdata through EU research projects
- Foster the co-operation with the academia to identify innovative indicators

Conclusions and the way forward

- Develop models to assess the impact of policies on different population groups (micro-simulation models)
- New system for international trade statistics to replace Intrastat
- Jointly design the sample of households surveys carried out by ESS and ESCB to maximise the usefulness of results



Key messages

Products based on microdata will save the NSIs vis-à-vis other statistical producers in the “Petabyte era”

Invest on your true-wealth